



2022 EUROPEAN MASTERS WEIGHTLIFTING CHAMPIONSHIP
Raszyn, POLAND
20th-28th August 2022



Session 1

Rank	Lifter	Nationality	Body Weight	Weight Class	Born	Age Group	Snatch 1	Snatch 2	Snatch 3	Clean & Jerk 1	Clean & Jerk 2	Clean & Jerk 3	Total	Sinclair	SMF	Team Points
1.	CZAPLA Jan	POL	60.7	61	1941	80-84	✓30	✓33	✓35	✓40	✓44	✗48	79	114.16	296.47	25
2.	GRIESHOFER Franz	AUT	60.22	61	1942	80-84	✗32	✓32	✗35	✓40	✗44	✗48	72	104.62	261.97	23
1.	KOWALEWSKI Piotr	POL	72.18	73	1942	80-84	✓45	✓50	✗52	✓63	✗68	✗68	113	146.23	366.17	28
2.	OIKARINEN Pauli Juhani	FIN	70.9	73	1938	80-84	✓38	✓40	✓42	✓51	✓54	✗56	96	125.54	374.24	25
3.	FABER Friedrich	GER	70.68	73	1940	80-84	✓40	✓42	✓44	✓48	✗51	✓51	95	124.46	336.3	23
1.	NAUSEDA Albinas Vytautas	LTU	51.64	55	1937	85-	✓26	✓28	✗30	✓30	✓33	✗35	61	99.45	313.56	23
1.	NITSCHKE Horst	GER	59.7	61	1937	85-	✓26	! 0	! 0	✓27	✓29	✓31	57	83.33	262.74	23
1.	BORKOWSKI Jan	POL	79.36	81	1935	85-	✓38	✗40	✓40	✓52	✓58	✗60	98	120.38	430.97	23
2.	DESPARD WILLIAM	GBR	80.5	81	1935	85-	✓33	✗35	✓35	✓33	✓35	✓37	72	87.8	314.32	23

Ref 1

Ref 2




Ref 3


Jury President

Session 2

Rank	Lifter	Nationality	Body Weight	Weight Class	Born	Age Group	Snatch 1	Snatch 2	Snatch 3	Clean & Jerk 1	Clean & Jerk 2	Clean & Jerk 3	Total	Sinclair	SMF	Team Points
1	LAZOU Jozef	BEL	79.3	81	1941	80-84	✓50	✓55	✓57	✓60	✗63	✗63	117	143.78	373.4	28
2	KUKUCKA Jan	CZE	77.42	81	1941	80-84	✓45	✗48	✗48	✓60	✓65	✗68	110	136.9	355.52	25
3	GIMMELSHTEIN Jacob	ISR	75.62	81	1941	80-84	✓43	✓48	✗51	✓50	✓55	✗58	103	129.83	337.17	23
4	GOLIK Janusz	POL	79.82	81	1941	80-84	✓35	✓40	! 0	✓45	✓50	! 0	90	110.23	286.26	22

1	GRIGORYAN Martin	ISR	86.52	89	1942	80-84	✓55	✗60	✓60	✓71	✓76	✗80	136	160.14	400.98	28
2	PETERSEN Preben	DEN	85.14	89	1939	80-84	✓38	✓41	✓43	✓51	✓54	✗57	97	115.08	325.78	25
3	PLANET Henri	FRA	84.28	89	1942	80-84	✓38	✓41	✗43	✓50	✓53	✓54	95	113.25	283.58	23
1	STOKLASEK Rudolf	GER	91.22	96	1940	80-84	✓48	✓52	✗55	✓55	✗58	✗60	107	123.06	332.51	25
2	JOOSS Horst	GER	89.52	96	1940	80-84	✓42	✓44	✗45	✗48	✓48	✗52	92	106.68	288.24	23
1	FERGUSON Jim	GBR	103.62	109	1938	80-84	✓33	✓36	✓40	✓40	✓45	✗50	85	93.07	277.44	23
Ref 1			Ref 2					Ref 3					Jury President			

Session 3

Rank	Lifter	Nationality	Body Weight	Weight Class	Born	Age Group	Snatch 1	Snatch 2	Snatch 3	Clean & Jerk 1	Clean & Jerk 2	Clean & Jerk 3	Total	Sinclair	SMF	
1.	HELEBRANT Jan	CZE	60.68	61	1946	75-79	✓37	✗40	✓40	✗44	✗44	✓44	84	121.41	264.8	
1.	WASYLIW Mykhailo	UKR	65.38	67	1944	75-79	✓45	✗51	✗55	✓65	✗72	✗72	110	151.25	353.31	
2.	TRAVIS George	GBR	64.9	67	1945	75-79	✓32	✓35	✗37	✓50	✓53	✓55	90	124.34	280.38	
1.	KOIVUNEN Timo	FIN	72.14	73	1947	75-79	✓52	✗56	✓57	✗62	✓67	✓68	125	161.81	342.56	
2.	JURICEK Jozef	CZE	69.66	73	1945	75-79	✓40	✓43	✓45	✗50	✓53	✓53	98	129.52	292.06	
3.	MAGNUSSON Hans	SWE	72.08	73	1945	75-79	✗36	✗36	✓36	✓52	✓54	✗57	90	116.56	262.85	
1.	SOWA Jan	POL	80.76	81	1946	75-79	✓50	✗54	✗54	✓65	✓70	✓73	123	149.75	326.59	
2.	FELIKSINSKI Tadeusz	POL	80	81	1947	75-79	✗45	✗45	✓45	✓55	✓58	✗62	103	126	266.75	
	MAKOWSKI Zbigniew	POL	79.9	81	1947	75-79	✗52	✗52	✗52	!0	!0	!0	0	0	0	
Ref 1			Ref 2					Ref 3					Jury President			

Session 4

Rank	Lifter	Nationality	Body Weight	Weight Class	Born	Age Group	Snatch 1	Snatch 2	Snatch 3	Clean & Jerk 1	Clean & Jerk 2	Clean & Jerk 3	Total	Sinclair	SMF	Team Points
------	--------	-------------	-------------	--------------	------	-----------	----------	----------	----------	----------------	----------------	----------------	-------	----------	-----	-------------

1	KOZLOWSKI Stanislaw	POL	85.08	89	1947	75-79	✓55	✓60	✓63	✓75	✗85	✗85	138	163.77	346.71	25
2	SCHUESSLER Walter	GER	81.88	89	1943	75-79	✗50	✓50	✓53	✓58	✗61	✓61	114	137.83	333.41	23
1	TIAINEN Risto	FIN	90.62	96	1945	75-79	✓50	✓56	✓60	✓60	✓70	✗80	130	149.94	338.11	25
2	LEBAILLY Pierre	FRA	95.22	96	1944	75-79	✓45	✗48	✗48	✓55	✗58	✓58	103	116.38	271.86	23
1	EJSMONT Józef	POL	99.64	102	1947	75-79	✗60	✓60	✓63	✓70	! 0	! 0	133	147.67	312.63	28
	MAGDOLEN Anton	CZE	101.22	102	1947	75-79	✗67	✗67	✗67	! 0	! 0	! 0	0	0	0	0
	BORKIEWICZ Andrzej	POL	101.1	102	1946	75-79	✓40	✓42	✓44	✗45	✗45	✗48	0	0	0	0
1	BJERKHOLT Ole Kolbjørn	NOR	102.87	109	1943	75-79	✓50	✗55	✓55	✓65	✓70	! 0	125	137.21	331.91	23

Ref 1

Ref 2

Ref 3

Jury President

Session 5

Rank	Lifter	Nationality	Body Weight	Weight Class	Born	Age Group	Snatch 1	Snatch 2	Snatch 3	Clean & Jerk 1	Clean & Jerk 2	Clean & Jerk 3	Total	Sinclair	SMF	Team Points
1.	LAGUNOV Iurii	UKR	54.68	55	1951	70-74	✓38	✗41	✗41	✓55	✗58	✗60	93	145	276.95	23
1.	KAHELIN Uolevi	FIN	60.54	61	1950	70-74	✓55	✓60	✗65	✓77	✓81	✗89	141	204.12	398.65	28
2.	VICENTE François	FRA	55.02	61	1951	70-74	✓39	✓40	✓42	✓50	✓52	✓55	97	150.52	287.5	25
3.	BRODSKY Jiri	CZE	59.54	61	1950	70-74	✗32	✗32	✓32	✓45	✗48	✓48	80	117.17	228.84	23
	WICHAN Ryszard	POL	60.78	61	1951	70-74	✓32	✗35	✗35	✗48	✗48	✗49	0	0	0	0
1.	ANGLBERGER Johann	AUT	66.24	67	1951	70-74	✓52	✓56	✗59	✓71	✓75	✗78	131	178.62	341.16	28
2.	PILIBAITIS Vydmantas	LTU	64.38	67	1949	70-74	✓40	✗43	✓43	✗60	✓60	✗63	103	143.05	286.67	25
3.	MYKHAILOV Ivan	UKR	65.9	67	1950	70-74	✓45	✗48	✗48	✓55	✗58	✗60	100	136.8	267.17	23
4.	SLIWINSKI Ryszard	POL	66.34	67	1950	70-74	✗41	✓41	✓43	✓50	✗54	✗54	93	126.68	247.41	22

Ref 1


Ref 2

Ref 3


Jury President

Session 6

Rank	Lifter	Nationality	Body Weight	Weight Class	Born	Age Group	Snatch 1	Snatch 2	Snatch 3	Clean & Jerk 1	Clean & Jerk 2	Clean & Jerk 3	Total	Sinclair	SMF	Team Points
------	--------	-------------	-------------	--------------	------	-----------	----------	----------	----------	----------------	----------------	----------------	-------	----------	-----	-------------

1	KOZHAN Mykola	UKR	69.2	73	1952	70-74	✓65	✓70	✓73	✓80	✓85	✓87	160	212.31	396.38	28
2	SANDERBERG Ronald	SWE	72.44	73	1950	70-74	✓55	✓59	✓61	✓70	✓75	✗79	136	175.63	343.01	25
3	VYBÍRAL Josef	CZE	72.18	73	1951	70-74	✓40	✓45	✓50	✓60	✓65	✗68	115	148.82	284.25	23
	CHAVIGNY Roland	FRA	72.98	73	1950	70-74	✓66	✗68	✗68	✗85	✗85	✗85	0	0	0	0
1	GREINER Jürgen	GER	73.14	81	1951	70-74	✓62	✓65	✓67	✓75	✓78	✓80	147	188.79	360.59	28
2	DUMM Adelbert	GER	79.86	81	1948	70-74	✓58	✗61	✗63	✓77	✗80	✓80	138	168.97	348.08	25
3	TARKIAINEN Kari	FIN	78.72	81	1951	70-74	✗56	✓56	✓58	✓71	✗78	✗78	129	159.13	303.95	23
4	TÖRMİKOSKI Lasse	FIN	76.3	81	1949	70-74	✗56	✗57	✓58	✓63	✗67	✓67	125	156.79	314.21	22
5	MELNYCHUK Mykola	UKR	73.36	81	1948	70-74	✗50	✓50	✗55	✗65	✓65	! 0	115	147.44	303.73	21
Ref 1		Ref 2														
																
Ref 3 Jury President																

Session 7

Rank	Lifter	Nationality	Body Weight	Weight Class	Born	Age Group	Snatch 1	Snatch 2	Snatch 3	Clean & Jerk 1	Clean & Jerk 2	Clean & Jerk 3	Total	Sinclair	SMF	Team Points	
1.	SZCZESNY Witold	POL	85.7	89	1951	70-74	✓	80 ✗	85 ✗	85 ✗	105 ✓	105 ✓	106	186	219.98	420.17	28
2.	JAKUB Jan	POL	87.22	89	1952	70-74	✗	65 ✓	67 ✓	70 ✗	80 ✓	80 ✗	82	150	175.97	328.53	25
3.	RAINIO Arto	FIN	86.32	89	1952	70-74	✓	57 ✓	60 ✗	63 ✓	73 ✓	76 ✗	78	136	160.31	299.3	23
4.	SUTINEN Jouko	FIN	88.12	89	1949	70-74	✓	50 ✓	55 ✗	57 ✗	68 ✓	68 ✓	75	130	151.8	304.2	22
1.	SAVOLDELLI Bruno	FRA	93.3	96	1951	70-74	✓	50 ✓	52 ✓	54 ✓	60 ✓	65 ✗	67	119	135.57	258.94	25
2.	GOLDMAN Jirí	CZE	90.14	96	1949	70-74	✓	45 !	0 !	0 ✓	60 !	0 !	0	105	121.38	243.25	23
	KAIRYS Vladas	LTU	96.4	102	1949	70-74	✓	68 ✓	71 ✓	73 ✗	88 ✗	88 ✗	88	0	0	0	0
1.	STEC Wieslaw	POL	105.08	109	1952	70-74	✓	60 ✓	63 ✓	66 ✓	75 ✗	78 ✓	78	144	156.92	292.97	25
2.	BELMAS Jean-paul	FRA	107.8	109	1949	70-74	✓	50 ✗	55 ✓	55 ✓	70 ✗	75 ✗	75	125	135.08	270.71	23
1.	NAJMAN Vojtech	CZE	110.3	109+	1951	70-74	✓	55 ✓	60 ✗	63 ✓	75 ✓	80 ✗	87	140	150.22	286.92	23
Ref 1		Ref 2															
																	
Ref 3 Jury President																	

Session 8

Rank	Lifter	Nationality	Body Weight	Weight Class	Born	Age Group	Snatch 1	Snatch 2	Snatch 3	Clean & Jerk 1	Clean & Jerk 2	Clean & Jerk 3	Total	Sinclair	SMF	Team Points
------	--------	-------------	-------------	--------------	------	-----------	----------	----------	----------	----------------	----------------	----------------	-------	----------	-----	-------------

1	JØRGENSEN Marga	DEN	51.76	55	1955	65-69	✓33	✗35	✓35	✓40	✓42	✗44	77	115.2	224.41	28
2	SANKAMO Maija-riitta	FIN	53.96	55	1956	65-69	✓29	✓31	✓33	✓38	✓40	✓42	75	108.87	207.82	25
3	KOIVISTO-ALLONEN Assi	FIN	53.4	55	1957	65-69	✗30	✓30	✗32	✓40	✓42	✗46	72	105.29	197.22	23
1	BELLENIS Clio	GBR	61.34	64	1957	65-69	✓30	✓33	✓35	✗45	✓45	✓47	82	109.25	204.63	28
2	SADOWSKA Anna	POL	63.64	64	1957	65-69	✓27	✓29	✗31	✓37	✓40	✗42	69	89.88	168.35	25
3	LARSEN Lene Dorrit	DEN	63.24	64	1955	65-69	✓25	✓27	✓28	✓36	✓38	✗40	66	86.3	168.11	23
1	MOORE-FOX Lucinda	IRL	69.74	71	1957	65-69	✓30	✗32	✓32	✓42	✗44	✓45	77	95.21	178.34	25
2	WOODASON Suzanne	GBR	68.54	71	1956	65-69	✓28	✓31	✗33	✓36	✓39	✗42	70	87.38	166.81	23
Ref 1		Ref 2		ELEIKO RAISE THE BAR				Ref 3		Jury President						

Session 9

Rank	Lifter	Nationality	Body Weight	Weight Class	Born	Age Group	Snatch 1	Snatch 2	Snatch 3	Clean & Jerk 1	Clean & Jerk 2	Clean & Jerk 3	Total	Sinclair	SMF	Team Points
1	GALUSKA Franz	AUT	59.76	61	1957	65-69	✓55	✓58	✓61	✓70	✓75	✗81	136	198.68	330.4	28
2	PÁTROVICS Géza	HUN	60.72	61	1954	65-69	✓54	✗58	✓58	✓65	✓70	✗74	128	184.92	328.98	25
3	KALINSKI Antoni	POL	60.68	61	1953	65-69	✓43	✓47	✓50	✓55	✓60	✗62	110	158.99	289.84	23
1	BELLI Alain	FRA	66.5	67	1957	65-69	✓58	✓64	✓66	✓80	✗86	✗86	146	198.58	330.23	28
2	JAKUBIEC Eugeniusz	POL	66.46	67	1954	65-69	✓50	✓55	✗61	✓60	✗65	✗65	115	156.47	278.37	25
	CASADO Lombo José	ESP	65.66	67	1954	65-69	✗63	✓63	✗66	✗80	✗80	✗80	0	0	0	0
1	HERBERG Harald	GER	70.8	73	1954	65-69	✓55	✓62	✗66	✓70	✓77	✓82	144	188.47	335.29	23
Ref 1		Ref 2		ELEIKO RAISE THE BAR				Ref 3		Jury President						

Session 10

Rank	Lifter	Nationality	Body Weight	Weight Class	Born	Age Group	Snatch 1	Snatch 2	Snatch 3	Clean & Jerk 1	Clean & Jerk 2	Clean & Jerk 3	Total	Sinclair	SMF	Team Points
1.	BAEV Ivan	BUL	77.56	81	1955	65-69	✓62	✓65	✓67	✓80	✗85	✗85	147	182.77	317.65	28
2.	IKONEN Jyri Hannu	FIN	77.6	81	1957	65-69	✓54	✓56	✓58	✓74	✗76	✓76	134	166.56	276.99	25
3.	GVERGZDYS Alvydas	LTU	79.5	81	1957	65-69	✓57	✗62	✗62	✓71	✗75	✓76	133	163.23	271.45	23


4.	BARZEN Joachim	GER	80.46	81	1955	65-69	✓53	✓56	✓58	✓63	✓67	✗70	125	152.47	264.99	22
	GRADZKI Zenon	POL	78.6	81	1954	65-69	✓50	✗54	!0	✗60	✗63	!0	0	0	0	0
1.	WILK Andrzej	POL	84.8	89	1957	65-69	✓75	✓80	✓83	✓95	✓100	✗105	183	217.52	361.73	28
2.	SIMON Johann-peter	GER	86.3	89	1953	65-69	✗70	✓70	✗75	✓85	✗91	✓91	161	189.8	346	25
3.	CABAJ Zbigniew	POL	81.66	89	1955	65-69	✓70	✓75	✗77	✓85	✗90	✗90	160	193.71	336.66	23
4.	BERESFORD Nigel	GBR	88.3	89	1953	65-69	✗53	✓53	✓55	✓72	✓75	✓78	133	155.16	282.86	22
5.	MANNION David	GBR	88.04	89	1957	65-69	✗56	✓56	✗57	✓71	✓73	✓76	132	154.2	256.43	21
6.	ENCHEV Encho	BUL	86.02	89	1954	65-69	✓60	✓65	!0	✓60	✗65	✓65	130	153.48	273.05	20
7.	VAN Der Meulen Friso	NED	84.24	89	1955	65-69	✓50	✗55	✗56	✗70	✓70	✗75	120	143.08	248.68	19
Ref 1		Ref 2		ELEIKO RAISE THE BAR				Ref 3		Jury President						

Session 11

Rank	Lifter	Nationality	Body Weight	Weight Class	Born	Age Group	Snatch 1	Snatch 2	Snatch 3	Clean & Jerk 1	Clean & Jerk 2	Clean & Jerk 3	Total	Sinclair	SMF	Team Points
1	LE Gall Herve	FRA	95.5	96	1953	65-69	✓72	✓77	✗80	✓82	✗82	✓90	159	179.44	327.12	28
2	THONERUD Johan	NOR	95.22	96	1953	65-69	✗65	✓65	✗67	✓75	✓78	✓80	145	163.83	298.67	25
3	MAGDZIAK Ryszard	POL	93.4	96	1954	65-69	✓55	✓60	✗63	✓65	✓70	✓75	135	153.73	273.49	23
1	RAST Jörg	GER	100.76	102	1954	65-69	✓56	✓60	✓62	✓73	✗76	✓80	138	152.6	271.48	25
2	KRAWIEC Jan	POL	99.2	102	1954	65-69	✓53	✓56	✓58	✗73	✗78	✓80	131	145.69	259.19	23
1	LAINÉ Erkki	FIN	102.76	109	1953	65-69	✓60	✓67	✓70	✓75	✓80	✓82	152	166.91	304.28	23
1	KHUODOYAN Vahram	ARM	113.84	109+	1955	65-69	✓71	✗83	✗83	✓92	✗105	✓105	163	173.29	301.17	25
2	HINRICHSEN Jan-dierk	SWE	147.26	109+	1953	65-69	✓55	✓60	✗65	✗80	✓90	!0	140	141.42	257.8	23
Ref 1		Ref 2		ELEIKO RAISE THE BAR				Ref 3		Jury President						

Session 12

Rank	Lifter	Nationality	Body Weight	Weight Class	Born	Age Group	Snatch 1	Snatch 2	Snatch 3	Clean & Jerk 1	Clean & Jerk 2	Clean & Jerk 3	Total	Sinclair	SMF	Team Points
1.	LARGET Charles	FRA	53.17	55	1958	60-64	✓45	✓50	✗52	✓56	✓60	✓62	112	178.43	290.67	25
2.	KÕVA Aivar	EST	54.04	55	1962	60-64	✗45	✗45	✓45	✗56	✓56	✓60	105	165.19	250.1	23

1.	MIKLAS Tomasz	POL	58.82	61	1962	60-64	✓73	✗78	✗81	✓93	✓96	✗98	169	249.68	378.01	25
2.	JACQUET Vincent	FRA	60.42	61	1962	60-64	✗47	✓47	✓52	✗60	✓60	✓66	118	171.06	258.99	23
1.	WAGNER Andreas	GER	62.98	67	1962	60-64	✓65	✓68	✓71	✓85	✓90	✓95	166	233.92	354.16	28
2.	JUHÁSZ Ladislav	SVK	66.68	67	1960	60-64	✓65	✓70	✗73	✓78	✓82	✗87	152	206.38	323.61	25
3.	GÖTZE Tino	GER	66.84	67	1962	60-64	✓50	✓55	✓58	✓70	✓75	✓78	136	184.38	279.15	23
4.	LYNAS Paul	GBR	65.56	67	1959	60-64	✓50	✓54	✓57	✓72	✓76	✗80	133	182.55	291.71	22
1.	GARCÍA Rodríguez Francisc	ESP	71.05	73	1962	60-64	✓83	✗93	✓93	✓103	✗110	✓110	203	265.14	401.42	28
2.	ZABEK Wojciech	POL	71.76	73	1961	60-64	✓60	✗63	✓63	✓80	✗85	✓85	148	192.18	296.15	25
3.	MENDREK Jaroslaw	POL	72.72	73	1959	60-64	✓55	✓60	✗63	✓80	✓85	✗90	145	186.84	298.57	23
4.	BABIN Patrick	FRA	72.34	73	1960	60-64	✓55	✗58	✓58	✓67	✓71	✗75	129	166.72	261.42	22
	COFALK Bogdan	POL	72.6	73	1959	60-64	✓63	✓65	✓68	✗85	✗85	! 0	0	0	0	0
Ref 1		Ref 2						Ref 3		Jury President						

Session 13

Rank	Lifter	Nationality	Body Weight	Weight Class	Born	Age Group	Snatch 1	Snatch 2	Snatch 3	Clean & Jerk 1	Clean & Jerk 2	Clean & Jerk 3	Total	Sinclair	SMF	Team Points
1	PIPKE Monika	GER	48.58	49	1960	60-64	✓33	✗35	✗35	✓44	✓46	✓48	81	127.18	226.13	23
1	TENN Patricia	GBR	53	55	1962	60-64	✓40	✓42	✓44	✓45	✓47	✗50	91	133.8	228.14	25
2	WITKOWSKI Dagmar	FRA	53.86	55	1958	60-64	✓39	✓41	✓43	✓42	✓45	✗47	88	127.9	235.22	23
1	LIESER Yael	ISR	57.22	59	1962	60-64	✓33	✓35	✓37	✓43	✓46	✓49	86	119.87	204.37	28
2	PITKÄNEN Kirsi	FIN	58.78	59	1958	60-64	✓30	✓32	✓33	✓39	✓41	✗43	74	101.32	186.32	25
3	BROWN Phil	IRL	58.08	59	1959	60-64	✓29	✓31	✗33	✓36	✓38	✗40	69	95.22	172.16	23
1	OBEL Rosendahl Jeanette A	DEN	61.5	64	1962	60-64	✓35	✓37	✗39	✓46	✗48	✓48	85	113.06	192.77	25
2	TREBILLCOCK Diane Suzann	GBR	59.1	64	1959	60-64	✓35	✓37	✓38	✓45	✗46	✓46	84	114.6	207.2	23
1	CROMPTON Allison	GBR	68.84	71	1962	60-64	✓43	✓45	✗47	✓60	✗63	✗63	105	130.76	222.94	28
2	LACKUS Ulrike	GER	66.66	71	1958	60-64	✓35	✗38	✗38	✓45	✓47	✓49	84	106.5	195.85	25
	FORBES Trisha	GBR	70.1	71	1962	60-64	✓26	✗27	✗27	✓33	✓35	✗37	-61	75.22	128.25	0
1	CAMERON Claire	GBR	74.8	76	1958	60-64	✓30	✗31	✓31	✗41	✓41	✗43	72	85.88	157.94	23

1	GENOT Isabelle	BEL	78.5	81	1960	60-64	✓38	✓40	✗42	✓50	✓53	✓55	95	110.76	196.93	25
2	BOHUSCH Karin	AUT	79.54	81	1959	60-64	✓40	✗42	✗42	✓51	✗54	✓54	94	108.94	196.97	23




Session 14

Rank	Lifter	Nationality	Body Weight	Weight Class	Born	Age Group	Clean Snatch 1	Clean Snatch 2	Clean Snatch 3	Clean & Jerk 1	Clean & Jerk 2	Clean & Jerk 3	Total	Sinclair	SMF	Team Points
1.	PAGELS Michael	GER	78.78	81	1959	60-64	✓90	✓95	✗98	✗100	✓100	✗106	195	240.46	384.25	28
2.	LAPINSKI Krzysztof	POL	80.94	81	1961	60-64	✗80	✓80	✓85	✓95	! 0	! 0	180	218.89	337.31	25
3.	GULVIK Terje	NOR	79.74	81	1961	60-64	✓75	✗80	✗80	✓95	✗97	✓97	172	210.76	324.79	23
4.	JOHANSSON Toni	SWE	77.66	81	1959	60-64	✓70	✓76	✗78	✓90	✗95	✗95	166	206.25	329.59	22
	RANDIS František	CZE	79.5	81	1958	60-64	✓48	✓53	✓56	✓60	✓65	✓70	-126	154.64	251.91	0
1.	JONES Brynley	GBR	88.66	89	1961	60-64	✓80	✓83	✗86	✓108	✓113	✓116	199	231.73	357.1	28
2.	WORM Holger	GER	85.9	89	1961	60-64	✓85	✓90	✗95	✓100	✓105	✗110	195	230.38	355.01	25
3.	ZYCZKOWSKI Miroslaw	POL	82	89	1959	60-64	✓70	✗76	✓76	✓90	✗96	✗96	166	200.56	320.49	23
4.	KOSZOWSKI Marek	POL	82.08	89	1962	60-64	✓76	✓80	✗83	✓85	✗91	✗95	165	199.25	301.67	22
5.	HYYPÄ Ari-pekka	FIN	82.54	89	1960	60-64	✗70	✓72	✓74	✓84	✗88	✓90	164	197.5	309.67	21
6.	VUOLINKO Tapio	FIN	88	89	1962	60-64	✓66	✓70	✗73	✓86	✗90	✗91	156	182.27	275.96	20
7.	HLAVÁČ Emil	CZE	87.24	89	1960	60-64	✓58	✗62	✗62	✗78	✗78	✓78	136	159.53	250.14	19
	SEYFFER Volker	GER	88.08	89	1961	60-64	✗60	✗60	✓60	✗72	✗72	✓72	-132	154.17	237.57	0
Ref 1		Ref 2								Ref 3						Jury President




Session 15

Rank	Lifter	Nationality	Body Weight	Weight Class	Born	Age Group	Clean Snatch 1	Clean Snatch 2	Clean Snatch 3	Clean & Jerk 1	Clean & Jerk 2	Clean & Jerk 3	Total	Sinclair	SMF	Team Points
1	HESTMANN Geir	NOR	95.3	96	1959	60-64	✓80	✓84	✗87	✓90	✗95	✓95	179	202.18	323.08	28
2	NAGY Gyula	HUN	90.52	96	1962	60-64	✗64	✓64	✗69	✓80	✗84	! 0	144	166.16	251.57	25
3	O Donnell Eric	GBR	93.48	96	1961	60-64	✓53	✗56	✓56	✓80	✓86	✗89	142	161.65	249.1	23
4	PESU Martti Johannes	FIN	92.08	96	1958	60-64	✗61	✓61	✓65	✓70	✗76	✓76	141	161.52	263.12	22
1	DHESI Gursawar	GBR	99.3	102	1958	60-64	✓75	✓80	✗82	✗106	✗106	✓106	186	206.78	336.85	28

2	KOHTAMÄKI Timo	FIN	100.12	102	1962	60-64	✓ 85	✗ 90	✓ 90	✓ 95	✗ 101	✗ 101	185	205.05	310.44	25
3	BATTAGLIA Eric	MON	100.52	102	1962	60-64	✓ 67	✓ 72	✗ 74	✓ 75	✓ 80	✗ 84	152	168.23	254.7	23
1	TOLKACHOV Michael	ISR	108.72	109	1959	60-64	✓ 92	✗ 97	✓ 97	✓ 108	✓ 114	✗ 117	211	227.41	363.4	25
2	MEZEI Tibor	SVK	103.4	109	1962	60-64	✓ 90	✗ 98	✓ 98	✓ 105	✗ 115	✗ 115	203	222.43	336.76	23
1	PLISKA Ladislav	CZE	111.42	109+	1958	60-64	65	68	-70	90	95	-98	163	174.37	284.05	25
	PIETILÄ Timo	FIN	123.62	109+	1961	60-64	60	65	-68	-90	-90	-90	0	0.00	0.00	0
Ref 1		Ref 2														
																

Session 16

Rank	Lifter	Nationality	Body Weight	Weight Class	Born	Age Group	Snatch 1	Snatch 2	Snatch 3	Clean & Jerk 1	Clean & Jerk 2	Clean & Jerk 3	Total	Sinclair	SMF	Team Points
1.	KERN Urs	SUI	66.68	67	1967	55-59	✓ 63	✓ 67	✓ 69	✓ 84	! 0	! 0	153	207.74	287.72	28
2.	FIETTE Laurent	FRA	66.02	67	1964	55-59	✓ 55	✗ 59	✓ 60	✓ 75	✓ 79	✗ 82	139	189.93	277.68	25
3.	HELIN Harri	FIN	67	67	1964	55-59	✓ 56	✓ 59	✗ 60	✓ 70	✓ 75	✗ 81	134	181.4	265.2	23
	CARDONA Peter	GBR	65.1	67	1964	55-59	✓ 60	✓ 65	✗ 67	✗ 80	✗ 80	✗ 80	0	0	0	0
1.	RÜDIGER René	GER	72.66	73	1967	55-59	✓ 80	✓ 85	✓ 90	✓ 101	✓ 108	✓ 112	202	260.41	360.67	28
2.	LE Ruyet Patrice	FRA	72.12	73	1967	55-59	✓ 84	✓ 88	✓ 93	✓ 104	✓ 108	✗ 112	201	260.24	360.43	25
3.	HORNYÁK József	HUN	72.18	73	1964	55-59	✓ 73	✗ 77	✓ 78	✓ 92	✗ 96	✗ 96	170	220	321.64	23
4.	WITTEVEEN Jan	NED	71.34	73	1966	55-59	✓ 75	✗ 78	✓ 78	✗ 90	✓ 90	✗ 95	168	218.9	308.87	22
5.	CYRYCH Robert	POL	70.74	73	1966	55-59	✓ 70	✓ 75	✗ 80	✗ 90	✓ 90	✗ 96	165	216.07	304.87	21
6.	BEUTHLING Volker	GER	72.78	73	1965	55-59	✓ 65	✓ 70	✓ 72	✓ 80	✗ 85	✓ 85	157	202.2	290.57	20
7.	HIETANEN Ismo	FIN	72.62	73	1963	55-59	✓ 45	✓ 53	✗ 60	✓ 72	✓ 81	✗ 85	134	172.8	257.13	19
Ref 1		Ref 2														
																

Session 17

Rank	Lifter	Nationality	Body Weight	Weight Class	Born	Age Group	Snatch 1	Snatch 2	Snatch 3	Clean & Jerk 1	Clean & Jerk 2	Clean & Jerk 3	Total	Sinclair	SMF	Team Points
1	PIJCKE Adela	NED	57.7	59	1965	55-59	✓ 43	✓ 45	✓ 47	✓ 62	✓ 64	✓ 66	113	156.62	248.24	23

1	LYBECK Barbara	FIN	63.16	64	1966	55-59	✓ 34	✓ 36	✗ 38	✓ 48	✗ 52	✗ 53	84	109.92	169.83	28
2	RAHIR Kim	GER	63.4	64	1963	55-59	✓ 31	✓ 33	✗ 35	✓ 42	✓ 45	✗ 46	78	101.84	169.56	25
3	KOSZOWSKA Urszula	POL	62	64	1964	55-59	✓ 30	✓ 33	✗ 35	✓ 41	✗ 45	✗ 45	74	97.94	159.15	23
1	MACMANUS Jo	GBR	66.36	71	1964	55-59	✓ 42	✓ 44	✓ 46	✓ 58	✓ 63	✗ 69	109	138.55	225.14	28
2	DAMME Annett	GER	65.08	71	1967	55-59	✓ 42	✓ 45	✓ 48	✓ 55	✗ 60	✓ 60	108	138.83	209.22	25
3	TIPPETT Trish	GBR	70.42	71	1965	55-59	✓ 33	✗ 36	✓ 36	✓ 48	✓ 49	✓ 50	86	105.79	167.68	23
4	EKEDAHL Annika	SWE	66.56	71	1964	55-59	✓ 31	✓ 33	✓ 34	✓ 43	✓ 45	✓ 47	81	102.78	167.02	22
1	JONSDOTTIR Sigridur	SWE	74.76	76	1967	55-59	49	51	-53	62	64	-66	115	137.21	206.78	25
2	FAIRCHILD Alea	BEL	74.26	76	1964	55-59	36	39	-40	46	49	51	90	107.74	175.08	23
1	KORHONEN Hannele	FIN	77.44	81	1967	55-59	40	42	-44	55	59	62	104	122.02	183.88	28
2	TAKALA Satu	FIN	80.40	81	1966	55-59	38	40	-42	50	53	-58	93	107.27	165.73	25
	SKJERVHEIM Margit	NOR	79.58	81	1964	55-59	-49	-49	-49	0	0	0	0	0.00	0.00	0
1	GRIMAL Anne-marie	FRA	85.00	87	1967	55-59	40	42	45	58	61	-65	106	119.43	179.98	23
Ref 1	Ref 2		ELEIKO		Ref 3		Jury President									

Session 18

Rank	Lifter	Nationality	Body Weight	Weight Class	Born	Age Group	Snatch 1	Snatch 2	Snatch 3	Clean & Jerk 1	Clean & Jerk 2	Clean & Jerk 3	Total	Sinclair	SMF	Team Points
1.	BARKENTIN Johan	SWE	79.96	81	1966	55-59	✗ 85	✓ 85	✓ 90	✓ 110	✓ 115	✓ 120	210	256.96	362.58	28
2.	RUTKOWSKI Bogdan	POL	80.78	81	1965	55-59	✓ 84	✓ 87	✓ 90	✓ 104	✓ 107	✗ 111	197	239.81	344.6	25
3.	MEGÁLY Ján	SVK	78.94	81	1963	55-59	✓ 76	✓ 80	✓ 83	✓ 104	✓ 110	✗ 115	193	237.74	353.75	23
4.	BRANKE Michael	GER	79.74	81	1965	55-59	✓ 77	✓ 81	✗ 85	✓ 103	✓ 107	✓ 110	191	234.05	336.33	22
5.	KLINGSCHAT Ralf	GER	80.8	81	1966	55-59	✓ 80	✓ 84	✓ 87	✓ 98	✓ 103	✗ 107	190	231.26	326.3	21
6.	CSERNÁK János	HUN	77.7	81	1965	55-59	✓ 75	✓ 79	✗ 83	✓ 90	✓ 95	✗ 100	174	216.13	310.58	20
7.	THÉR Jaroslav	CZE	77.48	81	1963	55-59	✗ 75	✓ 75	✗ 79	✓ 90	✗ 95	✗ 95	165	205.26	305.43	19
8.	MARCINKEVICIUS Vytautas	LTU	80.34	81	1963	55-59	✓ 62	✓ 68	✓ 74	✓ 80	✗ 86	✓ 88	162	197.75	294.25	18
9.	SEITZ Klaus	GER	80.98	81	1964	55-59	✓ 67	✓ 70	✗ 72	✓ 86	✗ 90	✗ 92	156	189.66	277.28	17
10.	BACHMANN Béla	HUN	79.72	81	1964	55-59	✓ 63	✓ 66	✗ 68	✓ 83	✓ 87	✗ 90	153	187.51	274.14	16
Ref 1	Ref 2		ELEIKO		Ref 3		Jury President									

Session 19

Rank	Lifter	Nationality	Body Weight	Weight Class	Born	Age Group	Snatch 1	Snatch 2	Snatch 3	Clean & Jerk 1	Clean & Jerk 2	Clean & Jerk 3	Total	Sinclair	SMF	Team Points
1	BECVÁR Ludek	CZE	88.08	89	1964	55-59	✓93	✓97	✓100	✓105	✓110	✓115	215	251.1	367.11	28
2	SMIRNOVAS Albinas	LTU	87.32	89	1965	55-59	✗80	✓80	✓88	✓102	✓110	✓115	203	238.02	342.04	25
3	RUTKOWSKI Jaroslaw	POL	81.4	89	1966	55-59	✓74	✗79	✗79	✓100	✓107	✗109	181	219.48	309.69	23
4	UNGEFUG Konstantin	GER	85.34	89	1963	55-59	✓75	✓79	✓84	✗95	✗96	✓96	180	213.31	317.4	22
5	BACÍK Pavel	CZE	88.78	89	1964	55-59	✓60	✓65	✓70	✓85	✓90	✓95	165	192.03	280.74	21
6	HORNOF Bernd	GER	84.82	89	1966	55-59	✓74	✗78	✗80	✓90	✗95	! 0	164	194.91	275.02	20
7	DAVISON Adam	GBR	88.14	89	1966	55-59	✓70	✓73	✗76	✗80	✓80	✗85	153	178.64	252.06	19
8	TIHTONEN Tapio	FIN	85.76	89	1963	55-59	✓58	✗62	✓63	✓78	✓82	✓86	149	176.17	262.13	18
	BEZIE Franck	FRA	84.42	89	1967	55-59	✗78	✗78	✗80	! 0	! 0	! 0	0	0	0	0
1	SKUZA Dariusz	POL	95.62	96	1965	55-59	✓83	✓87	! 0	✓108	✓113	✓120	207	233.5	335.53	25
2	PATERAK Jan	POL	93.06	96	1966	55-59	✓80	✗85	✗85	✓105	✗116	✗121	185	210.99	297.70	23

Ref 1

Ref 2



Ref 3

Jury President

Session 20

Rank	Lifter	Nationality	Body Weight	Weight Class	Born	Age Group	Snatch 1	Snatch 2	Snatch 3	Clean & Jerk 1	Clean & Jerk 2	Clean & Jerk 3	Total	Sinclair	SMF	Team Points
1.	KRUKOWSKI Piotr	POL	96.9	102	1964	55-59	✓95	✓100	✓105	✓125	✓130	✓136	241	270.43	395.37	23
1.	BAHMANYAR Alexander	NOR	103.52	109	1965	55-59	✓90	✓94	✓97	✓125	✗131	✓133	230	251.92	362	28
2.	HERFJORD Jøran	NOR	103.86	109	1967	55-59	✗93	✗93	✓93	✓110	✓118	✗122	211	230.84	319.72	25
3.	HIRVONEN Jari	FIN	103.42	109	1963	55-59	✗91	✓91	! 0	✓100	✓104	! 0	195	213.65	317.91	23
4.	SCHINHAN Roman	AUT	107.14	109	1964	55-59	✓70	✗74	✗75	✓85	✓91	✗95	161	174.33	254.87	22
	NORBERG Henrik	SWE	108.2	109	1964	55-59	✗82	✗85	✗85	! 0	! 0	! 0	0	0	0	0
	BRETTSCHEIDER Uwe	GER	107.3	109	1965	55-59	✓85	✓90	✗93	✗105	✗105	✗105	0	0	0	0
1.	EKMEN Lars	SWE	134.08	109+	1963	55-59	✓92	✓96	! 0	✓110	✓116	✗121	212	217.08	323.01	28
2.	ARGE Niels Juel	DEN	122.5	109+	1966	55-59	✓75	✓80	✗86	✓105	✓110	✓117	197	205.5	289.95	25
3.	TZIMAS Dimitrios	GRE	119.68	109+	1967	55-59	✓80	✗85	✗85	✓100	✓105	✗107	185	194.07	268.79	23
4.	KAISER Oliver	GER	129.02	109+	1966	55-59	✓75	✓80	✗85	✓95	✓100	✗106	180	185.65	261.96	22

Ref 1

Ref 2

ELEIKO
RAISE THE BAR

Ref 3

Jury President

Session 21

Rank	Lifter	Nationality	Body Weight	Weight Class	Born	Age Group	Snatch 1	Snatch 2	Snatch 3	Clean & Jerk 1	Clean & Jerk 2	Clean & Jerk 3	Total	Sinclair	SMF	Team Points
1	FARFAN Josue	ESP	54.96	55	1968	50-54	✗75	✓75	✗82	✓90	✗97	✗97	165	256.26	348.77	23
1	MARTINEZ Cabello Antonio	ESP	66.08	67	1969	50-54	✓86	✗89	✓89	✓105	✓108	✗110	197	269.02	359.96	28
2	JANICEK Peter	SVK	66.08	67	1969	50-54	✓80	✓85	✓87	✓100	✓106	✗110	193	263.56	352.65	25
3	WIRTH Heiko	GER	66.92	67	1969	50-54	✗82	✓82	✗87	✓95	✗100	✓100	182	246.56	329.9	23
4	KOROTIN Igor	ISR	63.96	67	1971	50-54	✓65	✓70	✓75	✓85	✗90	✓91	166	231.54	300.3	22
1	BUSQUES Emmanuel	FRA	72.5	73	1971	50-54	✓78	✗86	✗87	✓95	✗105	✗107	173	223.31	289.63	28
2	BLASZKE Maciej	POL	72.54	73	1972	50-54	✓67	✓70	✓73	✓83	✓88	✗91	161	207.75	265.71	25
	GAWEL Krzysztof	POL	72.94	73	1972	50-54	✓60	✓65	✓68	✗87	✗87	✗87	0	0	0	0

Ref 1

Ref 2

ELEIKO
RAISE THE BAR

Ref 3

Jury President

Session 22

Rank	Lifter	Nationality	Body Weight	Weight Class	Born	Age Group	Snatch 1	Snatch 2	Snatch 3	Clean & Jerk 1	Clean & Jerk 2	Clean & Jerk 3	Total	Sinclair	SMF	Team Points
1.	NIEMELÄ Satu	FIN	53.88	55	1968	50-54	✓46	✓48	✓50	✓60	✓63	✓65	115	167.1	245.64	28
2.	LEIKOLA Virve Eveliina	FIN	54.24	55	1972	50-54	✗41	✓41	✗43	✓55	✗58	✓60	101	146.07	195.73	25
3.	ZAIDMAN Marina	ISR	53.88	55	1969	50-54	✓33	✓35	✓37	✓43	✓45	✓47	84	122.06	175.15	23
	VAAGEN Marju	EST	54.3	55	1972	50-54	✓31	✗33	✓33	✗42	✗42	✗45	0	0	0	0
1.	JEPSEN Mette Brynjolf	DEN	58.12	59	1970	50-54	✗57	✓58	✗62	✓69	✗74	✓78	136	187.59	262.82	25
2.	SØFTELAND Line	NOR	58.54	59	1970	50-54	✓40	✗43	✓43	✓55	✗60	✗60	98	134.54	188.49	23
1.	MÜLLER Sandra	SUI	62.94	64	1972	50-54	✓52	✓54	✓57	✓62	✗65	✗66	119	156.05	209.11	28
2.	ERIKSSON Marie	SWE	63.28	64	1971	50-54	✓51	✓53	✗55	✗63	✓63	✗65	116	151.62	207.57	25
3.	GILHAM Joanne	GBR	61.62	64	1971	50-54	✓46	✓49	✗52	✓65	✗68	✗68	114	151.45	207.34	23
4.	UURTAMO Nina	FIN	61.12	64	1970	50-54	✓43	✓45	✗47	✓56	✗58	✗59	101	134.87	188.95	22

Ref 1

Ref 2

ELEIKO
RAISE THE BAR

Ref 3

Jury President

Session 23

Rank	Lifter	Nationality	Body Weight	Weight Class	Born	Age Group	Snatch 1	Snatch 2	Snatch 3	Clean & Jerk 1	Clean & Jerk 2	Clean & Jerk 3	Total	Sinclair	SMF	Team Points
1	BORISOV Petar	BUL	79.86	81	1968	50-54	✓90	✓95	✗100	✓110	✓115	✗120	210	257.13	349.95	28
2	NÉMETH Vincent	SVK	80.36	81	1971	50-54	✗93	✓93	✗96	✓110	✗115	✗116	203	247.77	321.35	25
3	PÄIVÄHONKA Marko	FIN	80.52	81	1971	50-54	✓85	✗88	✓88	✓107	✓109	✗116	197	240.2	311.54	23
4	NEITZEL Yves	GER	81	81	1970	50-54	✓85	✗89	✓89	✓105	✓107	✗109	196	238.26	313.55	22
5	STROMSKI Tomasz	POL	78.46	81	1969	50-54	✓75	✓82	✗88	✓95	✗103	✗105	177	218.73	292.66	21
6	RØMER Kent	DEN	81	81	1968	50-54	✓75	✗79	✓79	✓85	✗91	✗91	164	199.36	271.33	20
7	LEIKOLA Heikki Ilmari	FIN	80.34	81	1969	50-54	✗67	✓67	✗70	✗97	✓97	✗99	164	200.19	267.86	19
1	OLEXA Lubomír	SVK	87.34	89	1969	50-54	✗115	✗115	✓121	✓125	✗131	✗131	246	288.41	385.89	28
2	BRITVA Sergio	ISR	88.56	89	1971	50-54	✗105	✓105	✓110	✓120	✗130	✗137	230	267.97	347.55	25
3	SMYKACZ Tomasz	POL	87.5	89	1972	50-54	✓98	✓101	✗104	✓113	✗118	✗120	214	250.68	320.62	23
4	LEWANDOWSKI Adam	POL	88.74	89	1968	50-54	✗90	✓90	✓94	✓105	✓113	✗121	207	240.95	327.94	22
5	HELENA Christohe	FRA	84.8	89	1968	50-54	✓80	✓85	✓87	✓98	✓104	✗106	191	227.02	308.98	21
	KAROL Bela	POL	88.46	89	1972	50-54	✗95	✗95	✗95	! 0	! 0	! 0	0	0	0	0

Ref 1

Ref 2

ELEIKO
RAISE THE BAR

Ref 3

Jury President

Session 24

Rank	Lifter	Nationality	Body Weight	Weight Class	Born	Age Group	Snatch 1	Snatch 2	Snatch 3	Clean & Jerk 1	Clean & Jerk 2	Clean & Jerk 3	Total	Sinclair	SMF	Team Points
1.	RODRIGUES Elizabeth	POR	64.88	71	1969	50-54	✓55	✓58	✓62	✗65	✓65	✓69	131	168.7	242.09	28
2.	HOWLETT Justine	GBR	69.44	71	1969	50-54	✗51	✓54	✗57	✓64	✓68	✗73	122	151.21	216.99	25
3.	JENKINSON Ruth	GBR	69.22	71	1972	50-54	✓42	✓45	✓47	✗60	✓60	✗63	107	132.85	178.02	23
4.	FUENTES Alvarez Raquel	ESP	64.78	71	1972	50-54	✓44	✗47	✗47	✓57	✗60	✗60	101	130.19	174.45	22
1.	SELKÄLÄ Eija	FIN	72.98	76	1972	50-54	✓48	✓53	✗55	✓65	✓70	✗75	123	148.53	199.03	28
2.	SCHRÖDER Maya	DEN	73.66	76	1971	50-54	✓48	✓51	✓53	✓58	✓62	✗66	115	138.22	189.23	25
3.	NIEMI Susanna	FIN	75.18	76	1971	50-54	✓47	✓49	✗52	✓59	✓61	✗63	110	130.89	179.19	23

4.	KERTZSCHER Francisca	SWE	73.92	76	1972	50-54	✓ 45	✓ 49	✗ 52	✓ 58	✗ 62	✗ 63	107	128.38	172.03	22
5.	PLACKOVÁ Katerina	CZE	74.94	76	1972	50-54	✓ 42	✓ 44	✗ 47	✓ 54	✓ 57	✗ 59	101	120.37	161.29	21
1.	LOPEZ Pulido Eva	ESP	77.88	81	1972	50-54	✓ 40	✓ 45	✓ 50	✓ 60	✗ 63	✓ 63	113	132.23	177.18	25
2.	WALLACE Sara	GBR	76.14	81	1972	50-54	✓ 38	✗ 41	✓ 41	✓ 58	✗ 60	✓ 60	101	119.45	160.06	23
1.	CHANDLER Zoe	GBR	117.08	87+	1972	50-54	✓ 45	✓ 48	✗ 50	✓ 58	✓ 62	! 0	110	112.8	151.15	23
Ref 1		Ref 2		ELEIKO RAISE THE BAR				Ref 3	Jury President							

Session 25

Rank	Lifter	Nationality	Body Weight	Weight Class	Born	Age Group	Snatch 1	Snatch 2	Snatch 3	Clean & Jerk 1	Clean & Jerk 2	Clean & Jerk 3	Total	Sinclair	SMF	Team Points
1	SHEPELEVSKI Stanislav	ISR	96.00	96	1971	50-54	✓ 110	✓ 115	✓ 118	✓ 125	✓ 135	! 0	253	284.94	369.56	28
2	ATTILA Bakó	HUN	89.48	96	1970	50-54	✓ 95	✓ 100	✓ 103	✓ 115	✓ 120	✓ 125	228	264.42	347.98	25
3	TREIER Urmás	EST	92.00	96	1969	50-54	✓ 90	✗ 96	✗ 97	✓ 115	✓ 121	! 0	211	241.8	323.52	23
4	LOHI Jouni	FIN	94.98	96	1968	50-54	✓ 79	✗ 82	✓ 82	✓ 99	✓ 102	✓ 106	188	212.63	289.39	22
5	DERFERT Udo	GER	95.82	96	1968	50-54	✓ 75	✓ 80	✗ 85	✓ 93	✓ 100	✗ 105	180	202.87	276.11	21
	NIELSEN Alex	DEN	95.78	96	1970	50-54	✗ 76	✗ 78	✓ 78	✗ 90	✗ 90	✓ 90	-168	189.38	249.22	0
	RØNNEVIK Dag	NOR	94.38	96	1968	50-54	✓ 72	✓ 75	✓ 78	✗ 95	✓ 95	✗ 100	-173	196.17	266.98	0
	GRØNLIEN Lars-thomas	NOR	95.70	96	1969	50-54	✗ 77	✓ 77	✗ 80	✗ 95	✗ 95	✗ 101	0	0	0	0
Ref 1		Ref 2		ELEIKO RAISE THE BAR				Ref 3	Jury President							

Session 26

Rank	Lifter	Nationality	Body Weight	Weight Class	Born	Age Group	Snatch 1	Snatch 2	Snatch 3	Clean & Jerk 1	Clean & Jerk 2	Clean & Jerk 3	Total	Sinclair	SMF	Team Points
1.	ROSENGART Oliver	GER	102	102	1971	50-54	✓ 100	✗ 110	✓ 110	✓ 120	✗ 130	! 0	230	253.22	328.43	23
1.	ZARUBIN Aivar	EST	102.74	109	1971	50-54	✓ 95	✗ 100	! 0	✓ 120	✓ 130	✗ 150	225	247.09	320.47	28
2.	PERSSON Rickard	SWE	103.08	109	1971	50-54	✗ 90	✗ 92	✓ 92	✗ 115	✗ 115	✓ 115	207	227.06	294.49	25
3.	BAUER Markus	GER	102.8	109	1972	50-54	✓ 85	✓ 90	✗ 93	✓ 110	✗ 114	✓ 116	206	226.18	289.28	23
4.	LÖNNBERG Joachim	SWE	103.58	109	1968	50-54	✓ 90	✗ 95	✗ 95	✓ 100	✗ 105	✗ 111	190	208.06	283.17	22

1.	HAL Mykhailo	UKR	112.08	109+	1971	50-54	✗115	✓115	✓121	✓135	✓140	✓150	271	289.4	375.35	28
2.	TRNKA Roland	AUT	140.68	109+	1972	50-54	✓104	✓108	✗111	✓134	✓138	✗142	246	249.96	319.7	25
3.	KLEIN Rudolf	GER	128.19	109+	1968	50-54	✗100	✗107	✓107	✓120	✗127	✗127	227	234.44	319.07	23
4.	DROSZCZAK Grzegorz	POL	111.16	109+	1972	50-54	✗90	✓90	✗95	✓110	✓115	✗120	205	219.45	280.68	22
5.	CSONKA Zsolt	HUN	128.04	109+	1972	50-54	✓85	✗90	✗92	✓120	✗125	! 0	205	211.77	270.85	21
6.	DINGHA Roland	SVK	117.50	109+	1971	50-54	✗86	✓86	✗92	✓110	✗115	✗115	196	206.58	267.94	20
	KARLSSON Tomas	SWE	133.20	109+	1972	50-54	✗109	✗110	✗110	! 0	! 0	! 0	0	0.00	0.00	0

Ref 1

Ref 2

Ref 3

Jury President

Session 27

Rank	Lifter	Nationality	Body Weight	Weight Class	Born	Age Group	Snatch 1	Snatch 2	Snatch 3	Clean & Jerk 1	Clean & Jerk 2	Clean & Jerk 3	Total	Sinclair	SMF	Team Points
1	PAPP Péter	HUN	60.8	61	1973	45-49	✓70	✓75	✓80	✓85	✗90	✓91	171	246.82	311.73	25
2	SHKVARIA Vitalii	UKR	60.38	61	1977	45-49	✓60	✓64	✓67	✓80	✗85	✓85	152	220.45	265.21	23
1	UZIELLO Grzegorz	POL	65.9	67	1975	45-49	✓70	✓75	✓80	✓90	✗100	✗102	170	232.56	286.74	23
1	MENDIZABAL Jaizki	ESP	72.44	73	1977	45-49	✓83	✓88	✗92	✓90	✓102	✓111	199	256.99	309.16	28
2	PAZUR Rafal	POL	72.06	73	1974	45-49	✓75	✓81	✓89	✓97	✓100	✗108	189	244.82	305.54	25
	LORINI Matteo	ITA	67.44	73	1973	45-49	✓65	✓68	✗71	✓87	✓91	✗98	-159	214.36	270.73	0
	ÅSTRÖM David	SWE	71.74	73	1976	45-49	✓65	✓69	✗75	✓87	✓92	✓95	-164	212.99	259.42	0

Ref 1

Ref 2

Ref 3

Jury President

Session 28

Rank	Lifter	Nationality	Body Weight	Weight Class	Born	Age Group	Snatch 1	Snatch 2	Snatch 3	Clean & Jerk 1	Clean & Jerk 2	Clean & Jerk 3	Total	Sinclair	SMF	Team Points
1.	JAKOBSEN Rikke	DEN	48.7	49	1974	45-49	✓48	✗51	✗51	✓58	✓61	✗64	109	170.82	220.01	25
2.	MASSEL Nicole	GER	48.26	49	1976	45-49	✓35	✗37	✗37	✓45	✓48	✗50	83	131	162.97	23
1.	BELLMANN Anja	GER	54.1	55	1977	45-49	✓46	✓49	✗51	✓57	✓61	✗63	110	159.38	194.92	25
2.	NORD Chanica	SWE	54.62	55	1976	45-49	✓45	✓47	✗49	✓58	✓60	✓62	109	156.86	195.14	23

1.	SILLMAN Titta	FIN	58.82	59	1977	45-49	✓ 58	✓ 61	✓ 64	✓ 73	✓ 77	✗ 80	141	192.96	235.99	25	
2.	KOVÁCSNÉ Fábíán Mária	HUN	55.5	59	1976	45-49	✓ 43	✓ 46	✓ 48	✓ 59	✓ 63	✗ 66	111	157.97	196.51	23	
1.	NYLÉN Karin	SWE	63.72	64	1973	45-49	✓ 60	✓ 64	✓ 67	✗ 75	✓ 75	✓ 78	145	188.74	247.81	28	
2.	LACZI Katalin	HUN	63.72	64	1975	45-49	✓ 58	✓ 60	✓ 63	✗ 70	✗ 70	✓ 70	133	173.12	219	25	
3.	PRCHALOVÁ Michaela	CZE	61.68	64	1975	45-49	✓ 40	✗ 45	✓ 45	✓ 60	✓ 65	✗ 68	110	146.05	184.76	23	
4.	LOZANO Requelme Mariá	ESP	61.72	64	1973	45-49	✓ 45	✓ 47	✗ 50	✓ 57	✗ 60	✓ 60	107	142.01	186.46	22	
5.	KIEßLING Judith	GER	62.48	64	1977	45-49	✓ 42	✗ 45	✗ 45	✗ 60	✓ 60	✗ 65	102	134.36	164.32	21	
	BORNEMANN Line	DEN	61.3	64	1974	45-49	✓ 35	✓ 37	✓ 39	✓ 48	✗ 50	✗ 50	-87	115.96	149.36	0	
Ref 1		Ref 2						Ref 3		Jury President							

Session 29

Rank	Lifter	Nationality	Body Weight	Weight Class	Born	Age Group	Snatch 1	Snatch 2	Snatch 3	Clean & Jerk 1	Clean & Jerk 2	Clean & Jerk 3	Total	Sinclair	SMF	Team Points	
1	NATUSIEWICZ Wojciech	POL	79.00	81	1975	45-49	✓ 105	✓ 108	✓ 111	✓ 130	✗ 135	✓ 135	246	302.90	373.48	28	
2	MOUSKAFIDIS Alexandros	GRE	80.40	81	1974	45-49	✓ 100	✓ 105	✓ 110	✓ 110	✓ 117	✓ 123	233	284.31	354.82	25	
3	HESHMATI Sohrab	FRA	80.48	81	1973	45-49	✓ 93	✓ 97	✗ 100	✗ 118	✓ 118	✓ 126	223	271.97	343.50	23	
4	DOMÍNGUEZ Domínguez Iñaki	ESP	77.80	81	1974	45-49	✓ 95	✓ 100	✓ 103	✗ 112	✓ 114	✓ 117	220	273.08	340.80	22	
5	GINIEWICZ Dariusz	POL	80.16	81	1973	45-49	✓ 90	✓ 94	✗ 98	✓ 111	✗ 116	✗ 117	205	250.53	316.41	21	
6	WYLEGALA Daniel	POL	78.46	81	1977	45-49	✓ 82	✓ 85	✓ 88	✓ 103	✓ 108	✓ 112	200	247.15	297.32	20	
7	DZINGEL Dalibor	CZE	80.02	81	1976	45-49	✓ 82	✓ 87	✗ 93	✗ 110	✗ 113	✓ 113	200	244.63	297.96	19	
8	HOLT Aaron	GBR	80.56	81	1975	45-49	✗ 87	✓ 87	✗ 93	✓ 102	✓ 107	✓ 111	198	241.36	297.59	18	
9	JANCZEWSKI Karol	POL	80.42	81	1977	45-49	✓ 82	✗ 87	✗ 87	✓ 100	✗ 110	✓ 110	192	234.25	281.80	17	
10	EL Emary Ali	FRA	75.36	81	1975	45-49	✓ 80	✓ 83	✗ 85	✓ 102	✓ 108	✗ 110	191	241.21	297.41	16	
11	HANSEN Sofus	DEN	79.42	81	1975	45-49	✓ 77	✗ 81	✓ 82	✓ 90	✓ 95	✓ 100	182	223.48	275.55	15	
12	NICOL Ron Marco	GER	80.80	81	1977	45-49	✗ 80	✓ 80	✗ 83	✓ 95	✗ 98	✗ 98	175	213.00	256.24	14	
	PRADA Prada Jonathan	FRA	80.80	81	1975	45-49	✓ 79	✗ 83	✗ 83	✓ 92	✗ 96	✗ 97	-171	208.13	256.62	0	
Ref 1		Ref 2						Ref 3		Jury President							

Session 30

Rank	Lifter	Nationality	Body Weight	Weight Class	Born	Age Group	Snatch 1	Snatch 2	Snatch 3	Clean & Jerk 1	Clean & Jerk 2	Clean & Jerk 3	Total	Sinclair	SMF	Team Points
------	--------	-------------	-------------	--------------	------	-----------	----------	----------	----------	----------------	----------------	----------------	-------	----------	-----	-------------

1	FUHR Karina	DEN	69.66	71	1975	45-49	✓ 62	✗ 64	✓ 64	✓ 71	✓ 73	✗ 75	137	169.51	214.43	28
2	MARSHALL Carol	GBR	68.64	71	1977	45-49	✓ 55	✓ 58	✗ 60	✓ 70	✓ 74	✓ 77	135	168.38	205.93	25
3	SAARMAN-BARTHOLDI Niini	FIN	70.16	71	1977	45-49	✓ 55	✗ 58	✗ 59	✗ 75	✗ 77	✓ 77	132	162.7	198.98	23
4	ŠIGUTOVÁ Daniela	CZE	67.58	71	1973	45-49	✓ 38	✓ 42	✗ 45	✓ 58	✓ 62	✗ 65	104	130.84	171.79	22
1	VON Haselberg-palyvou Ale	GBR	75.48	76	1977	45-49	✓ 62	✓ 65	✓ 68	✓ 76	✓ 80	✗ 84	148	175.77	214.96	28
2	ANDRESEN Ann Frank	DEN	73.18	76	1973	45-49	✓ 40	✓ 42	✓ 44	✗ 58	✓ 58	✗ 60	102	123	161.5	25
	HEDDERICH Silke	GER	72.24	76	1973	45-49	✓ 38	✓ 40	✗ 43	✓ 48	✗ 50	✓ 50	-90	109.25	143.44	0
1	PÅ Kroken Linda	NOR	78.64	81	1975	45-49	✓ 52	✓ 55	✓ 60	✓ 73	✓ 75	✗ 80	135	157.27	198.94	28
2	KURZBAUER Karolina	POL	76.46	81	1975	45-49	✓ 53	✗ 56	✗ 56	✗ 70	✓ 70	✗ 80	123	145.17	183.65	25
	BERNARD Nicole	GBR	80.24	81	1977	45-49	✓ 45	✗ 47	✓ 47	✗ 63	✗ 63	✗ 63	0	0	0	0
1	MCLARNON Claire	IRL	109.22	87+	1976	45-49	✗ 75	✗ 75	✓ 75	✓ 95	✗ 99	✗ 102	170	176.88	220.03	28
2	DE Val Victoria	GBR	119.18	87+	1976	45-49	✓ 51	✓ 54	✗ 56	✓ 71	✗ 74	✓ 74	128	130.84	162.77	25
	BRATTERUD Ingvild	NOR	95.68	87+	1976	45-49	✓ 43	✓ 46	✓ 48	✓ 57	✓ 62	✗ 64	-110	118.73	147.7	0 /*

/*No medal - did not reach qual standard

Ref 1

Ref 2

ELEIKO
RAISE THE BAR

Ref 3

Jury President

Session 31

Rank	Lifter	Nationality	Body Weight	Weight Class	Born	Age Group	Snatch 1	Snatch 2	Snatch 3	Clean & Jerk 1	Clean & Jerk 2	Clean & Jerk 3	Total	Sinclair	SMF	Team Points
1	ZAJAN Jan	CZE	88.12	89	1976	45-49	✓ 115	✓ 120	✗ 123	✗ 140	✓ 140	✗ 145	260	303.6	369.78	28
2	BÆRENTSEN Ronni	DEN	86.9	89	1974	45-49	✓ 105	✓ 110	✗ 113	✓ 131	✓ 136	✓ 141	251	294.95	368.1	25
3	BERNARD Xavier	ITA	87.9	89	1977	45-49	✓ 110	✗ 115	✓ 115	✓ 130	✓ 135	✗ 138	250	292.25	351.58	23
4	WIESIOLEK Rafal	POL	88.26	89	1975	45-49	✓ 106	✗ 111	✓ 111	✓ 132	✓ 136	✗ 141	247	288.21	355.37	22
5	REMOND David	FRA	88.37	89	1973	45-49	✓ 90	✓ 95	✗ 100	✗ 120	✓ 120	✗ 125	215	250.73	316.68	21
6	SIMINEJEV Dmitrij	LTU	86.68	89	1977	45-49	✓ 80	✓ 85	✓ 90	✓ 115	✗ 120	✓ 120	210	247.06	297.21	28
7	WASENIUS Niklas	FIN	88.9	89	1975	45-49	✓ 92	✓ 95	✗ 98	✓ 100	✓ 105	✗ 107	200	232.62	286.82	25
8	BUDZIALOWSKI Mariusz	POL	88.84	89	1975	45-49	✓ 87	✗ 91	✓ 91	✓ 103	✓ 108	✗ 112	199	231.52	285.47	23
9	KHAN Muhammad	GBR	88.28	89	1977	45-49	✗ 85	✓ 85	✗ 90	✓ 108	✓ 112	✗ 116	197	229.85	276.5	22
10	TURNER Russell	GBR	87.26	89	1975	45-49	✓ 85	✓ 88	✗ 90	✓ 107	✗ 112	✗ 115	195	228.71	282	21
11	HARRIS Steve	GBR	87.1	89	1975	45-49	✓ 78	✗ 82	✓ 84	✓ 100	✗ 105	✓ 106	190	223.03	275	20
12	SCHMIDT-LUND Henrik	DEN	87.42	89	1973	45-49	✗ 76	✓ 76	✗ 79	✓ 94	✓ 97	✗ 101	-173	202.74	256.06	0
	KRONBERG Robert	SWE	87.06	89	1976	45-49	✗ 106	✓ 106	✗ 110	✗ 135	✗ 135	✗ 135	0	0	0	0

Session 32

Rank	Lifter	Nationality	Body Weight	Weight Class	Born	Age Group	Snatch 1	Snatch 2	Snatch 3	Clean & Jerk 1	Clean & Jerk 2	Clean & Jerk 3	Total	Sinclair	SMF	Team Points
1	SIMINEJEV Dmitrij	LTU	86.68	89	1977	45-49	✓80	✓85	✓90	✓115	✗120	✓120	210	247.06	297.21	28
2	WASENIUS Niklas	FIN	88.9	89	1975	45-49	✓92	✓95	✗98	✓100	✓105	✗107	200	232.62	286.82	25
3	BUDZIALOWSKI Mariusz	POL	88.84	89	1975	45-49	✓87	✗91	✓91	✓103	✓108	✗112	199	231.52	285.47	23
4	KHAN Muhammad	GBR	88.28	89	1977	45-49	✗85	✓85	✗90	✓108	✓112	✗116	197	229.85	276.5	22
5	TURNER Russell	GBR	87.26	89	1975	45-49	✓85	✓88	✗90	✓107	✗112	✗115	195	228.71	282	21
6	HARRIS Steve	GBR	87.1	89	1975	45-49	✓78	✗82	✓84	✓100	✗105	✓106	190	223.03	275	20
	SCHMIDT-LUND Henrik	DEN	87.42	89	1973	45-49	✗76	✓76	✗79	✓94	✓97	✗101	-173	202.74	256.06	0*/

*/Did not reach Qualification standard

Session 33

Rank	Lifter	Nationality	Body Weight	Weight Class	Born	Age Group	Snatch 1	Snatch 2	Snatch 3	Clean & Jerk 1	Clean & Jerk 2	Clean & Jerk 3	Total	Sinclair	SMF	Team Points
1.	HUKASIAN Artur	UKR	95.34	96	1976	45-49	✓105	✓110	✗115	✓140	✓145	✓150	260	293.62	357.63	28
2.	STIRNEMANN Lukas	SUI	95.98	96	1977	45-49	✓107	✗111	✓111	✓136	✓140	✗145	251	282.71	340.1	25
3.	HIEMÄE Jaanus	EST	95.9	96	1974	45-49	✓105	✗110	✗111	✓130	✓137	✗147	242	272.66	340.28	23
4.	SZYMANSKI Dariusz	POL	94.24	96	1976	45-49	✓105	✓110	✗114	✓130	✗137	✗140	240	272.3	331.67	22
5.	REISS Szczepan	POL	94.88	96	1974	45-49	✓80	✓85	✗90	✗105	✓105	✗110	190	214.98	268.3	21
	LEKA Kreshnik	ALB	95.94	96	1977	45-49	✓111	✓115	✗117	✗135	✗137	✗138	0	0	0	0

Session 34

Rank	Lifter	Nationality	Body Weight	Weight Class	Born	Age Group	Snatch 1	Snatch 2	Snatch 3	Clean & Jerk 1	Clean & Jerk 2	Clean & Jerk 3	Total	Sinclair	SMF	Team Points
1	TORRES Roig Jose	ESP	101.28	102	1976	45-49	✓108	✗111	✗111	✓125	✓132	✗136	240	264.90	322.65	28

2	DZIEDZIC Grzegorz	POL	96.26	102	1976	45-49	✓105	✗110	✓110	✓121	✗126	✓126	236	265.51	323.39	25
3	BOYE Jon	NOR	100.02	102	1975	45-49	✓100	✗105	✓105	✓125	✓130	✗136	235	260.56	321.27	23
4	PALLASKE Frank	GER	100.44	102	1975	45-49	✓98	✓103	✓106	✓122	✓128	✗131	234	259.06	319.42	22
5	GRZEGORZ Warchalowski	POL	101.20	102	1973	45-49	✓85	✓90	✓95	✓121	✓126	✗130	221	244.00	308.17	21
6	MORAITIS Christos	GRE	98.60	102	1973	45-49	✗96	✓96	✗101	✓122	✗127	✗127	218	243.00	306.91	20
7	BLUFF Nigel	GBR	101.76	102	1976	45-49	✗97	✓97	✗105	✓110	! 0	! 0	207	228.09	277.81	19
8	ŠPIDLÍK Antonín	CZE	98.68	102	1975	45-49	✓82	✓87	✓91	✗105	✓105	✓112	203	226.21	278.92	18
	MARTINEZ Martin Juan Carl	ESP	100.94	102	1977	45-49	✓90	✗95	✓95	✗120	✗120	✗120	0	0.00	0	0
	PAPÍK Peter	SVK	100.68	102	1976	45-49	✓95	✗100	✓101	✗121	✗121	✗122	0	0.00	0	0

Ref 1 _____ Ref 2 _____ Ref 3 _____ Jury President _____

ELEIKO
RAISE THE BAR

Session 35


Rank	Lifter	Nationality	Body Weight	Weight Class	Born	Age Group	Snatch 1	Snatch 2	Snatch 3	Clean & Jerk 1	Clean & Jerk 2	Clean & Jerk 3	Total	Sinclair	SMF	Team Points
1.	DOLEGA Robert	POL	107.9	109	1977	45-49	✓123	✓130	✓133	✓155	✓162	✓168	301	325.19	391.2	28
2.	MAJCHRZAK Jacek	POL	107.24	109	1977	45-49	✓110	✓115	✓120	✓140	✗145	✓150	270	292.27	351.6	25
3.	PERCHINSKI Luben	BUL	107.68	109	1974	45-49	✓101	✓105	✓107	✓120	✗125	✓125	232	250.8	313	23
4.	KOVÁCS Csaba	HUN	102.12	109	1975	45-49	✗95	✓95	✗99	✓120	✗138	✗138	215	236.61	291.74	22
5.	SVAB Michal	CZE	102.3	109	1976	45-49	✓95	✓100	✗103	✗110	✓110	✗115	210	230.96	281.31	21
6.	KÄHKÖNEN Marko	FIN	104.38	109	1974	45-49	✓90	✓95	✓98	✓105	✗113	✗113	203	221.71	276.7	20
	NOWICKI Rafal	POL	106.58	109	1973	45-49	✓85	✗90	✗90	✗107	✗107	✗107	0	0	0	0
1.	NIKULKA Steffen	GER	111.3	109+	1976	45-49	✗108	✓113	✓116	✓136	✓141	✓146	262	280.36	341.48	28
2.	KUNINGAS Erik	EST	117.64	109+	1977	45-49	✗107	✓107	✗111	✓135	✗141	✓141	248	261.31	314.35	25
3.	HUSÁRIK Ludovít	SVK	124.28	109+	1977	45-49	✓105	✗110	✗111	✗134	✓135	✗140	240	249.52	300.17	23
4.	ALIEV Sultan	AUT	113.9	109+	1973	45-49	✓106	✗111	✗113	✗122	✗125	✓132	238	252.98	319.52	22
5.	KOWALCZYK Andrzej	POL	114.2	109+	1976	45-49	✗92	✓92	✓97	✗120	✓120	✗125	217	230.49	280.74	21
6.	RUOTI Riku	FIN	118.59	109+	1976	45-49	✓90	✗95	✗95	✗117	✓117	✗128	207	217.65	265.1	20
	KALUNDA Kestutis	LTU	125.18	109+	1974	45-49	✗77	✓77	✗80	✗117	✓117	! 0	-194	201.37	251.31	0 */

* / Did not reach Qualifying standard

Ref 1 _____ Ref 2 _____ Ref 3 _____ Jury President _____

ELEIKO
RAISE THE BAR

Session 36

Rank	Lifter	Nationality	Body Weight	Weight Class	Born	Age Group	Snatch 1	Snatch 2	Snatch 3	Clean & Jerk 1	Clean & Jerk 2	Clean & Jerk 3	Total	Sinclair	SMF	Team Points	
1	PIEGAT Mariusz	POL	60.12	61	1979	40-44	✗ 68	✗ 68	✓ 68	✓ 88	✓ 90	✗ 93	158	229.85	270.30	28	
2	GROSJEAN Marc	FRA	60.98	61	1979	40-44	✗ 70	✓ 70	✗ 73	✗ 86	✗ 86	✓ 86	156	224.71	264.26	25	
	LEWANDOWSKI Pawel	POL	60.96	61	1978	40-44	✗ 60	✓ 60	✓ 65	✗ 85	✗ 85	✓ 85	-150	216.12	256.96	0	
1	MUNIAIN Mikel	ESP	66.10	67	1978	40-44	✓ 80	✓ 84	✗ 86	✗ 98	✓ 98	✓ 103	187	255.32	303.58	25	
2	GARBIEC Jakub	POL	66.96	67	1979	40-44	✗ 77	✓ 77	✓ 81	✓ 86	✓ 92	✓ 96	177	239.69	281.88	23	
1	KAJÁRY Tibor	HUN	72.70	73	1980	40-44	✓ 98	✓ 101	✓ 104	✓ 118	✓ 121	✗ 123	225	289.97	336.94	28	
2	EHRENWALD Yair	ISR	72.16	73	1981	40-44	✓ 85	✗ 88	✓ 90	✓ 100	✓ 105	✗ 110	195	252.39	290.00	25	
3	DOYLE Alan	IRL	71.94	73	1978	40-44	✗ 74	✓ 74	✗ 77	✓ 102	✓ 106	✗ 109	180	233.39	277.50	23	
4	CARLSSON Lars	FIN	72.80	73	1979	40-44	✗ 79	✓ 80	✗ 85	✗ 98	✓ 98	✗ 102	178	229.21	269.56	22	
	WIECZOREK Mariusz	POL	72.30	73	1979	40-44	✓ 65	✓ 70	✗ 75	✓ 80	✓ 85	✗ 90	-155	200.39	235.66	0 */	
	JEGAN Thaya	FRA	72.94	73	1982	40-44	✗ 97	✓ 98	✓ 102	✗ 121	✗ 124	✗ 124	0	0	0.00	0	
*/ Did not reach Qualifying standard																	
Ref 1		Ref 2						Ref 3		Jury President							

Session 37

Rank	Lifter	Nationality	Body Weight	Weight Class	Born	Age Group	Snatch 1	Snatch 2	Snatch 3	Clean & Jerk 1	Clean & Jerk 2	Clean & Jerk 3	Total	Sinclair	SMF	Team Points
1.	ISOKANGAS Anne	FIN	44.58	45	1982	40-44	✓ 39	✓ 42	✗ 44	✓ 50	✓ 53	✗ 55	95	159.96	182.03	23
1.	EDMOND Neige Line	FRA	48.45	49	1978	40-44	✓ 50	✓ 55	✗ 58	✓ 63	✗ 67	✓ 67	122	191.96	231.32	28
2.	SKOKOWSKA Anna	POL	47.86	49	1982	40-44	✓ 38	✓ 41	✓ 44	✗ 59	✓ 60	✓ 63	107	170	193.46	25
3.	MALINVERNI Stefania	ITA	47.16	49	1980	40-44	✓ 40	✓ 43	✗ 46	✓ 53	✓ 55	✓ 58	101	162.36	189.97	23
1.	KOLLÁR Edit	HUN	54.45	55	1982	40-44	✓ 60	✓ 62	✗ 63	✓ 73	✗ 75	✓ 75	137	197.59	224.86	28
2.	WILLIAMS Georgina	GBR	54.52	55	1979	40-44	✓ 57	✓ 59	✓ 61	✗ 71	✓ 71	✗ 73	132	190.21	225.78	25
3.	EYERS Natalie	GBR	54.52	55	1982	40-44	✓ 52	✗ 54	✗ 54	✓ 66	✓ 69	✗ 72	121	174.36	198.42	23
4.	LEE Rachel	GBR	54.44	55	1980	40-44	✗ 54	✓ 54	✓ 55	✓ 64	✗ 66	✗ 68	119	171.65	200.83	22
5.	FREBOURG Elise	FRA	52.86	55	1978	40-44	✓ 46	✓ 49	✗ 51	✗ 63	✓ 65	✓ 68	117	172.36	207.7	21
1.	MISTERSKA-ZASOWSKA Dor	POL	57.8	59	1979	40-44	✗ 64	✗ 64	✓ 64	✓ 76	✓ 80	✓ 83	147	203.51	241.56	28
2.	WECKMAN Anna-leena	FIN	57.82	59	1980	40-44	✓ 54	✓ 58	✗ 61	✓ 73	✓ 76	✓ 78	136	188.24	220.24	25
3.	ROCHE Angela	IRL	58.46	59	1980	40-44	✓ 48	✓ 50	✓ 52	✓ 64	✗ 66	✗ 67	116	159.39	186.49	23

4.	BRULE Fanny	FRA	57.68	59	1982	40-44	✓ 45	✓ 50	✗ 52	✓ 60	✗ 65	✓ 65	115	159.43	181.43	22
	HANSEN Kristina Hauge Smi	DEN	58.42	59	1978	40-44	✓ 58	✗ 61	✗ 61	✗ 70	✗ 70	✗ 70	0	0	0	0
Ref 1		Ref 2		Ref 3		Jury President										

ELEIKO
RAISE THE BAR

Session 38

Rank	Lifter	Nationality	Body Weight	Weight Class	Born	Age Group	Snatch 1	Snatch 2	Snatch 3	Clean & Jerk 1	Clean & Jerk 2	Clean & Jerk 3	Total	Sinclair	SMF	Team Points
1.	PATEREK Przemyslaw	POL	80.50	81	1979	40-44	✓ 105	✓ 108	✓ 111	✓ 130	✓ 134	✗ 140	245	298.76	351.34	28
2.	KOLESNIKOVAS Maksimas	LTU	80.16	81	1981	40-44	✓ 100	✓ 105	✓ 107	✓ 125	✓ 130	✗ 132	237	289.63	332.79	25
3.	MARUŠKA Vítězslav	CZE	80.69	81	1982	40-44	✓ 101	✗ 106	✗ 107	✓ 125	✗ 132	✗ 137	226	275.26	312.42	23
4.	NEUHOLD Thomas	AUT	80.27	81	1981	40-44	✓ 90	✓ 94	✗ 97	✓ 115	✗ 119	✓ 120	214	261.34	300.28	22
5.	TANKINK Rob	NED	80.50	81	1981	40-44	✓ 88	✓ 92	✗ 96	✓ 116	✗ 121	✗ 121	208	253.64	291.44	21
6.	VIERELÄ Pasi	FIN	79.60	81	1979	40-44	✓ 83	✓ 87	✗ 90	✗ 113	✓ 113	✗ 118	200	245.3	288.47	20
7.	PASQUALI Bernardino	ITA	80.96	81	1981	40-44	✓ 81	✓ 86	✗ 90	✓ 95	✓ 100	✓ 104	190	231.02	265.45	19
8.	CZINGEL Róbert	SVK	79.74	81	1979	40-44	✗ 83	✓ 83	✗ 87	✓ 103	✗ 107	✗ 107	186	227.92	268.03	18
9.	GRØNLAND Robert	NOR	77.90	81	1978	40-44	✓ 75	✓ 78	✓ 81	✓ 98	✓ 105	✗ 110	186	230.72	274.33	17
Ref 1		Ref 2		Ref 3		Jury President										

ELEIKO
RAISE THE BAR

Session 39

Rank	Lifter	Nationality	Body Weight	Weight Class	Born	Age Group	Snatch 1	Snatch 2	Snatch 3	Clean & Jerk 1	Clean & Jerk 2	Clean & Jerk 3	Total	Sinclair	SMF	Team Points
1.	WYLEGALA Agata	POL	60.72	64	1982	40-44	✓ 63	✓ 65	✓ 67	✓ 80	✓ 83	✓ 85	152	203.81	231.94	28
2.	BENEDETTI Anna Lucia	ITA	59.92	64	1980	40-44	✓ 60	✗ 63	✓ 64	✓ 75	✓ 79	✓ 83	147	198.78	232.57	25
3.	DESBOROUGH Lynne	GBR	63.42	64	1982	40-44	✓ 60	✗ 63	✓ 63	✓ 79	✓ 83	✗ 85	146	190.58	216.88	23
4.	BARAHONA Mónica	ESP	63.22	64	1978	40-44	✓ 55	✓ 58	✓ 61	✓ 65	✗ 68	✓ 70	131	171.33	206.45	22
5.	DOST K. Eske	NED	63.38	64	1979	40-44	✓ 45	✓ 49	✗ 51	✓ 65	✓ 69	✗ 73	118	154.09	182.9	21
6.	SÖTHE-ZILLMER Carolin	GER	63.64	64	1981	40-44	✗ 48	✓ 48	✓ 50	✓ 57	✗ 60	✓ 60	110	143.29	165.21	20
7.	MALAK Hanna	POL	61.84	64	1979	40-44	✓ 41	✓ 45	✗ 49	✓ 52	✓ 56	✓ 61	106	140.52	166.79	19
Ref 1		Ref 2		Ref 3		Jury President										

ELEIKO
RAISE THE BAR

Session 40

Rank	Lifter	Nationality	Body Weight	Weight Class	Born	Age Group	Snatch 1	Snatch 2	Snatch 3	Clean & Jerk 1	Clean & Jerk 2	Clean & Jerk 3	Total	Sinclair	SMF	Team Points
1	HERTRAMPF Björn	GER	89.00	89	1982	40-44	✓ 118	✓ 122	✓ 125	✓ 150	✓ 158	✗ 162	283	328.99	373.40	28
2	MALECKI Radoslaw	POL	88.04	89	1978	40-44	✗ 113	✓ 113	✓ 118	✗ 146	✓ 146	✗ 166	264	308.39	366.68	25
3	HUET Florian	FRA	85.42	89	1981	40-44	✓ 105	✗ 110	✗ 110	✓ 132	✗ 137	✓ 137	242	286.65	329.37	23
4	BRADING Roly	GBR	88.30	89	1980	40-44	✓ 102	✓ 106	✓ 110	✓ 127	✓ 131	✗ 134	241	281.15	326.70	22
5	ZILLMER Daniel	GER	88.48	89	1979	40-44	✓ 93	✗ 98	✓ 101	✓ 122	✓ 127	✗ 132	228	265.75	312.52	21
6	TRETTET Marc	AUT	87.88	89	1982	40-44	✗ 97	✓ 98	✗ 103	✓ 117	✓ 122	✗ 127	220	257.21	291.93	20
7	GAJDA Rafal	POL	87.48	89	1981	40-44	✓ 90	✓ 96	✗ 103	✓ 115	✓ 120	✗ 126	216	253.05	290.76	19
8	BORYS Wojciech	POL	86.32	89	1981	40-44	✓ 82	✓ 86	✗ 90	✓ 105	✓ 110	✗ 115	196	231.03	265.46	18
9	LEWANDOWSKI Jakub	POL	88.40	89	1982	40-44	✓ 80	✗ 85	✓ 85	✗ 100	✓ 100	✗ 105	-185	215.71	244.84	0*/
	BISTA Ivan	SVK	87.00	89	1982	40-44	! 0	! 0	! 0	! 0	! 0	! 0	0	0.00	0.00	0

*/Did not reach Qualification standard

Ref 1

Ref 2



Ref 3

Jury President

Session 41

Rank	Lifter	Nationality	Body Weight	Weight Class	Born	Age Group	Snatch 1	Snatch 2	Snatch 3	Clean & Jerk 1	Clean & Jerk 2	Clean & Jerk 3	Total	Sinclair	SMF	Team Points
1.	FONTENELLE Vincent	FRA	95.7	96	1980	40-44	✓ 120	✓ 125	✗ 128	✓ 150	! 0	! 0	275	310.1	360.33	28
2.	ZASOWSKI Jaroslaw	POL	93.44	96	1982	40-44	✓ 110	✓ 115	✓ 118	✓ 140	✓ 146	! 0	264	300.58	341.16	25
3.	PANGONIS Romas	LTU	93.22	96	1982	40-44	✓ 106	✓ 110	✗ 112	✓ 133	✓ 138	✓ 141	251	286.06	324.67	23
4.	TROJOVSKÝ Filip	CZE	95.64	96	1982	40-44	✓ 105	✓ 110	✗ 114	✓ 132	✗ 138	✗ 141	242	272.95	309.8	22
5.	CAILLE Yoann	FRA	95.48	96	1978	40-44	✓ 103	✓ 106	✓ 110	✓ 127	✓ 132	✗ 138	242	273.13	324.76	21
6.	GUDNITZ Morten	DEN	94.58	96	1982	40-44	✗ 106	✗ 106	✓ 106	✗ 131	✓ 132	✗ 143	238	269.64	306.04	20
7.	KONON Sebastian	POL	95.88	96	1979	40-44	✓ 99	✓ 103	✓ 106	✓ 117	✓ 123	✗ 132	229	258.03	303.45	19
8.	RYAN David	IRL	95.16	96	1978	40-44	✓ 85	✗ 89	✗ 92	✗ 126	✓ 126	✗ 132	211	238.46	283.53	18
9.	CAUDULLO Giuseppe Riccar	ITA	93.38	96	1982	40-44	✗ 81	✓ 82	✗ 85	✓ 122	✗ 125	✗ 125	204	232.33	263.69	17
10.	ANDRUKIEWICZ Piotr	SWE	93.86	96	1979	40-44	✗ 88	✓ 88	✗ 91	✓ 110	✗ 115	✓ 115	203	230.7	271.31	16
	STOKHOLM Kristian	DEN	92.00	96	1981	40-44	✓ 87	✗ 92	✗ 92	✓ 105	✓ 112	✗ 117	-199	228.04	262.02	0*/
	CHALI Christophe	FRA	94.94	96	1979	40-44	✗ 93	✗ 93	✗ 100	! 0	! 0	! 0	0	0	0	0

*/ Did not reach Qualification standard

Ref 1	Ref 2	ELEIKO RAISE THE BAR		Ref 3	Jury President
-------	-------	--------------------------------	--	-------	----------------

Session 42

Rank	Lifter	Nationality	Body Weight	Weight Class	Born	Age Group	Snatch 1	Snatch 2	Snatch 3	Clean & Jerk 1	Clean & Jerk 2	Clean & Jerk 3	Total	Sinclair	SMF	Team Points
1	HERRON Lou	GBR	69.98	71	1979	40-44	✓ 68	✗ 72	✗ 73	✓ 88	✓ 95	✗ 100	163	201.19	238.81	28
2	KNAPIK Katarzyna	POL	67.28	71	1979	40-44	✗ 55	✓ 55	✓ 60	✓ 74	✓ 77	✓ 79	139	175.31	208.09	25
3	SCHELHASE Carina	GER	68.44	71	1982	40-44	✗ 57	✓ 57	✓ 60	✗ 75	✓ 75	✗ 79	135	168.65	191.93	23
4	MARKIEWICZ Justyna	POL	69.86	71	1982	40-44	✓ 54	✗ 58	✓ 58	✓ 73	✗ 78	✗ 79	131	161.84	184.17	22
5	MCGEE Sharon	IRL	69.94	71	1980	40-44	✓ 50	✓ 52	✗ 54	✓ 69	✗ 71	✓ 71	123	151.86	177.68	21
6	BOYE Helena	NOR	68.00	71	1979	40-44	✓ 50	✓ 53	✗ 55	✓ 63	✓ 65	✓ 68	121	151.70	180.07	20
7	ELSNER Clarissa	AUT	67.94	71	1978	40-44	✓ 52	✗ 55	✗ 56	✓ 66	✓ 69	✗ 72	121	151.78	182.89	19
8	LINDSET Trine	NOR	70.46	71	1979	40-44	✓ 50	✗ 53	✓ 55	✗ 65	✓ 65	✗ 70	120	147.57	175.17	18
9	KYRIAKIDOU Charikleia	GRE	69.70	71	1982	40-44	✓ 40	✓ 45	✓ 50	✓ 65	✓ 70	✗ 73	120	148.43	168.92	17
10	RYDZEWSKA Elzbieta	POL	67.54	71	1980	40-44	✓ 48	✗ 51	✓ 52	✓ 67	✗ 71	✗ 72	119	149.76	175.22	16
	MAES Els	BEL	65.82	71	1981	40-44	✗ 59	✗ 59	✗ 59	! 0	! 0	! 0	0	0.00	0.00	0


Ref 1	Ref 2	ELEIKO RAISE THE BAR		Ref 3	Jury President
-------	-------	--------------------------------	--	-------	----------------

Session 43

Rank	Lifter	Nationality	Body Weight	Weight Class	Born	Age Group	Snatch 1	Snatch 2	Snatch 3	Clean & Jerk 1	Clean & Jerk 2	Clean & Jerk 3	Total	Sinclair	SMF	Team Points
1.	BOULY Kevin	FRA	101.28	102	1981	40-44	✓ 120	✗ 126	✗ 126	✗ 150	✓ 150	✓ 156	276	304.63	350.03	28
2.	KONSTANTINIDIS Vasilios	GRE	99.94	102	1982	40-44	✓ 110	✓ 115	✓ 118	✓ 135	✓ 143	✓ 150	268	297.24	337.37	25
3.	KOPCZYNSKI Dariusz	POL	98.4	102	1978	40-44	✗ 112	✓ 112	✓ 118	✓ 125	✓ 142	✓ 148	266	296.74	352.82	23
4.	BORECKI Artur	POL	96.16	102	1981	40-44	✗ 95	✗ 95	✓ 95	✓ 110	✓ 113	✗ 120	208	234.1	268.98	22
1.	LAGERKRANS Mikko	FIN	107.52	109	1979	40-44	✗ 108	✓ 108	✗ 112	✓ 140	✓ 150	✓ 153	261	282.29	331.97	28
2.	LAUGIER Sebastien	FRA	108	109	1980	40-44	✓ 110	✗ 115	✓ 115	✓ 135	✓ 138	✓ 142	257	277.57	322.53	25
3.	BOROWIECKI Lukasz	POL	103.82	109	1980	40-44	✗ 100	✓ 100	✗ 105	✓ 125	✗ 130	✓ 131	231	252.76	293.71	23
4.	DOMANSKI Arkadiusz	POL	108.5	109	1982	40-44	✓ 95	✗ 100	✗ 100	✗ 125	✓ 125	✗ 131	220	237.26	269.29	22
5.	MARTÍNEZ Curto Agustín Ta	ESP	107.82	109	1978	40-44	✓ 90	✓ 95	✗ 100	✗ 115	✓ 120	✗ 125	215	232.33	276.24	21
1.	KRASKA Adam	POL	125.14	109+	1978	40-44	✓ 126	✓ 133	✓ 140	✓ 153	✓ 163	✓ 170	310	321.8	382.62	28
2.	ORIEKHOV Andrii	UKR	118.82	109+	1982	40-44	✓ 110	✗ 115	✓ 115	✓ 145	✓ 150	✓ 155	270	283.76	322.06	25

3.	KUDEJ Pavel	CZE	111.54	109+	1978	40-44	✓ 95	✓ 100	✗ 105	✓ 125	✓ 130	✗ 135	230	245.96	292.45	23
	PAULI Daniele	SUI	112.98	109+	1978	40-44	✓ 115	✗ 120	✓ 120	✗ 138	✗ 138	✗ 140	0	0	0	0
Ref 1		Ref 2														
																
Jury President																

Session 44


Rank	Lifter	Nationality	Body Weight	Weight Class	Born	Age Group	Snatch 1	Snatch 2	Snatch 3	Clean & Jerk 1	Clean & Jerk 2	Clean & Jerk 3	Total	Sinclair	SMF	Team Points
1	GOSSCHALK Jinga	NED	74.22	76	1979	40-44	✓ 53	✗ 58	✓ 58	✓ 75	✓ 80	✓ 83	141	168.84	200.41	28
2	JÄÄSKELÄINEN Anni	FIN	75.08	76	1979	40-44	✗ 60	✗ 61	✓ 61	✓ 73	✗ 76	✓ 77	138	164.31	195.04	25
3	MERJAMO Ulla	FIN	74.44	76	1978	40-44	✓ 60	✗ 63	✓ 63	✗ 73	✗ 73	✓ 74	137	163.81	197.39	23
4	GUILBI De Azebedo Cruz Joa	ITA	72.18	76	1980	40-44	✓ 54	✗ 55	✓ 57	✓ 73	✗ 77	✓ 78	135	163.94	191.81	22
5	BLOMQVIST Lena	SWE	73.38	76	1979	40-44	✓ 56	✓ 57	✗ 61	✓ 66	✓ 68	✗ 71	125	150.53	178.68	21
Ref 1		Ref 2														
																
Jury President																

Session 45

Rank	Lifter	Nationality	Body Weight	Weight Class	Born	Age Group	Snatch 1	Snatch 2	Snatch 3	Clean & Jerk 1	Clean & Jerk 2	Clean & Jerk 3	Total	Sinclair	SMF	Team Points
1.	SOSA Berdugo Dámaris	ESP	77.72	81	1981	40-44	✓ 71	✓ 74	✓ 76	✓ 97	✓ 101	✗ 103	177	207.31	239.03	28
2.	SCHAFFITZ Claudia	SUI	79.92	81	1980	40-44	✓ 70	✗ 74	✓ 74	✓ 75	✓ 80	✗ 85	154	178.1	208.38	25
3.	FAVERO Rachele	ITA	77.34	81	1982	40-44	✓ 66	✓ 70	✗ 74	✓ 79	✗ 83	✗ 85	149	174.92	199.05	23
4.	RINDHOLM Tine	DEN	78.56	81	1978	40-44	✓ 65	✗ 68	✗ 69	✓ 84	✗ 86	✗ 86	149	173.66	209.26	22
5.	ENDRESEN Ingeborg	NOR	79.52	81	1980	40-44	✓ 62	✗ 67	✓ 67	✓ 75	✓ 80	✗ 84	147	170.39	199.35	21
6.	ELLISON Rachel	GBR	78.38	81	1981	40-44	✓ 53	✓ 55	✗ 59	✓ 78	✗ 80	✗ 80	133	155.17	178.91	20
7.	ARIAS Ambrosini Agustina	ESP	76.64	81	1979	40-44	✓ 50	✓ 54	✗ 57	✓ 67	✓ 70	✓ 73	127	149.73	177.73	19
8.	SIISKONEN Hanna-leena	FIN	77.54	81	1978	40-44	✗ 54	✗ 54	✓ 54	✗ 67	✓ 67	✗ 70	121	141.88	170.96	18
1.	HREAPCA Oana Elena	ROU	86.56	87	1982	40-44	✗ 73	✓ 73	✗ 77	✓ 90	✓ 94	✗ 100	167	186.8	212.58	25
	DANICSER Anita Melinda	HUN	86.66	87	1979	40-44	✓ 48	✗ 51	✓ 51	✓ 60	✗ 63	✗ 63	-111	124.11	147.31	0 */
* / No medal - Did not reach Qualification standard																
1.	BÓDIS-SZABÓ Katinka	HUN	91.64	87+	1978	40-44	✓ 63	✓ 66	✗ 69	✓ 80	✓ 85	✓ 90	156	170.84	205.87	28
2.	SARNECKA Marzena	POL	87.38	87+	1982	40-44	✓ 60	✓ 64	✓ 66	✓ 81	✗ 84	✓ 84	150	167.18	190.25	25
3.	MILLS Caitriona	IRL	105.66	87+	1982	40-44	✓ 61	✓ 64	✗ 66	✓ 79	✗ 83	✓ 83	147	154.18	175.46	23

MAYNELL Sophia	GBR	97.04	87+	1978	40-44	✗ 48	✗ 48	✓ 48	✓ 55	✓ 60	✗ 65	-108	116.05	139.84	0	
Ref 1		Ref 2														
																

Session 46

Rank	Lifter	Nationality	Body Weight	Weight Class	Born	Age Group	Snatch 1	Snatch 2	Snatch 3	Clean & Jerk 1	Clean & Jerk 2	Clean & Jerk 3	Total	Sinclair	SMF	Team Points
1	ENCEV Radek	CZE	60.84	61	1986	35-39	✗ 75	✓ 75	✗ 81	✗ 90	✗ 90	✓ 90	165	238.05	257.81	23
1	WEE Palacios Javier	ESP	64.08	67	1983	35-39	✗ 88	✓ 88	✗ 92	✓ 105	✓ 110	✗ 116	198	275.83	309.48	28
2	MALVA Correia Pedro	POR	65.56	67	1987	35-39	✓ 87	✓ 91	✗ 93	✓ 101	✗ 106	✗ 106	192	263.53	282.50	25
3	KOROMETS Roman	UKR	65.90	67	1985	35-39	✓ 80	✗ 85	✓ 85	✓ 100	✓ 105	✗ 110	190	259.92	284.87	23
4	VAILLOUD Fabien	FRA	66.90	67	1986	35-39	✓ 82	✗ 87	✗ 87	✓ 104	✗ 110	✗ 111	186	252.03	272.94	22
5	ISAYAN Sargis	ARM	65.82	67	1985	35-39	✓ 72	✓ 77	✗ 81	✓ 105	✗ 111	✗ 113	182	249.17	273.09	21
1	DIAMANTIS Efstathios	GRE	72.90	73	1984	35-39	✓ 98	✓ 101	✓ 104	✗ 125	✓ 125	✓ 128	232	298.52	331.05	28
2	FISCHER Adolf	GER	72.66	73	1984	35-39	✓ 95	✓ 100	✓ 104	✗ 124	✗ 127	✓ 127	231	297.79	330.25	25
3	SEGUI Dexter	AUT	71.76	73	1983	35-39	✓ 92	✓ 96	✗ 100	✓ 107	✓ 111	✗ 114	207	268.79	301.58	23
4	PÉREZ García Arturo	ESP	71.98	73	1987	35-39	✓ 86	✓ 91	✗ 95	✓ 106	✗ 113	✓ 113	204	264.42	283.46	22
5	RUSSEIL Jeremy	FRA	72.30	73	1987	35-39	✗ 93	✓ 93	✗ 97	✓ 105	✗ 111	✗ 111	198	255.98	274.42	21
6	GOLKOWSKI Grzegorz	POL	72.02	73	1985	35-39	✓ 79	✗ 83	✓ 84	✗ 111	✓ 111	✗ 117	195	252.67	276.93	20
Ref 1		Ref 2														
																

Session 47

Rank	Lifter	Nationality	Body Weight	Weight Class	Born	Age Group	Snatch 1	Snatch 2	Snatch 3	Clean & Jerk 1	Clean & Jerk 2	Clean & Jerk 3	Total	Sinclair	SMF	Team Points
1.	TRAVIS Samantha	GBR	48.5	49	1985	35-39	✓ 60	✗ 62	✓ 62	✓ 75	✓ 78	✗ 81	140	220.11	241.46	28
2.	DANE Clare	GBR	49	49	1987	35-39	✓ 52	✓ 54	✗ 56	✓ 63	✓ 66	✗ 68	120	187.16	200.63	25
	NOOR-E Sadia	FIN	48.58	49	1986	35-39	✓ 46	✓ 48	✗ 50	✗ 64	✗ 64	✗ 65	0	0	0	0
1.	CHODOR Malwina	POL	54.16	55	1986	35-39	✓ 59	✓ 63	✓ 66	✓ 80	✗ 87	✗ 87	146	211.37	229.12	28
2.	PEREGRINE Gemma	GBR	54.42	55	1983	35-39	✓ 59	✓ 62	✓ 65	✓ 77	✗ 80	✗ 81	142	204.88	230.29	25
3.	RUDKOVSKAYA Viktoria	GER	51.72	55	1987	35-39	✓ 55	✓ 58	✓ 60	✗ 73	✓ 73	✗ 77	133	199.09	213.43	23

4.	KROS Kine	NOR	54.46	55	1987	35-39	✓53	✓56	✗57	✓70	✗72	✓72	128	184.59	197.88	22
5.	JENSEN Tina Himmelstrup	DEN	54.54	55	1983	35-39	✗53	✓53	✓55	✓68	✓70	✗72	125	180.07	202.4	21
6.	BLAHUTIAKOVÁ Monika	SVK	54.44	55	1984	35-39	✗54	✓54	✗57	✓64	✓67	✗71	121	174.54	193.74	20
7.	KELLY Karla	IRL	53.78	55	1986	35-39	✓47	✓50	✗53	✓65	✓68	✗70	118	171.69	186.11	19
8.	AUDIBERT Coralie	FRA	52.42	55	1987	35-39	✗40	✓40	✗45	✗55	✓55	✗60	95	140.81	150.95	18
9.	KUBÁNKOVÁ Lenka	SVK	49.8	55	1986	35-39	✗41	✓41	✗45	✓48	✗50	✓52	93	143.24	155.28	17

Ref 1

Ref 2

Ref 3

Jury President

Session 48

Rank	Lifter	Nationality	Body Weight	Weight Class	Born	Age Group	Snatch 1	Snatch 2	Snatch 3	Clean & Jerk 1	Clean & Jerk 2	Clean & Jerk 3	Total	Sinclair	SMF	Team Points
1	BARANYAI János	HUN	79.58	81	1984	35-39	✓110	✓115	✓118	✓130	✓135	✓137	255	312.8	346.89	28
2	SMIECHOWSKI Grzegorz	POL	80.64	81	1987	35-39	✓106	✓113	✓117	✗133	✓133	✓137	254	309.46	331.75	25
3	LYSENKO Alex	GER	80.6	81	1984	35-39	✓105	✓109	✓112	✓125	✓130	✗136	242	294.92	327.06	23
4	MAESTRONI Marco	ITA	79.92	81	1987	35-39	✓100	✗107	✗107	✓130	✓137	✗143	237	290.08	310.96	22
5	GASIOR Blazej	POL	80.26	81	1983	35-39	✓98	✓103	✗110	✓120	✓125	✓130	233	284.56	319.28	21
6	BÖHME Nico	GER	79.72	81	1987	35-39	✓90	✓95	✗100	✓115	✓120	✗125	215	263.49	282.46	20
7	SCHMIDT Christian	GER	80.6	81	1984	35-39	✓90	✓94	✓97	✗113	✓113	✓116	213	259.58	287.87	19
8	KEENAN John	GBR	80.36	81	1984	35-39	✓90	✗95	✗100	✗118	✓118	✗124	208	253.87	281.54	18
9	MARTÍNEZ Moreno Manuel	ESP	80.42	81	1986	35-39	✓92	✗97	✗98	✗112	✓112	✗117	204	248.89	269.55	17
10	WITTING Anders	FIN	80.04	81	1983	35-39	✓87	✗90	✓90	✓107	✗111	✗112	197	240.93	270.33	16
	HAVLÁK Petr	CZE	80.04	81	1984	35-39	✓80	✓84	✗88	✗102	✗102	✗102	0	0	0	0

Ref 1

Ref 2

Ref 3

Jury President

Session 49 and 50

Rank	Lifter	Nationality	Body Weight	Weight Class	Born	Age Group	Snatch 1	Snatch 2	Snatch 3	Clean & Jerk 1	Clean & Jerk 2	Clean & Jerk 3	Total	Sinclair	SMF	Team Points
1	ZIMMER Edgar	GER	88.32	89	1986	35-39	✓120	✓127	✓131	✓150	✓155	✓165	296	345.28	373.94	28
2	PECE Mihaly	HUN	88.54	89	1987	35-39	✓117	✓123	✓131	✓140	✓150	✗160	281	327.42	350.99	25
3	PRZYBYL Antoni	POL	86.20	89	1987	35-39	✓105	✓111	✓116	✓141	✗142	! 0	257	303.13	324.96	28
4	KRYGOWSKI Anatol	POL	88.68	89	1987	35-39	✓105	✓110	✓115	✗137	✗140	✓141	256	298.08	319.54	23
5	SWAN James	IRL	86.48	89	1984	35-39	✗108	✓108	✗112	✗128	✓129	✗133	237	279.12	309.55	22

6	POIRIER Mathieu	FRA	88.08	89	1985	35-39	✓103	✗107	✓108	✗129	✓129	✗136	237	276.8	303.37	21
7	MOUDJEB Bremtane	SUI	88.74	89	1985	35-39	✓100	✗105	✓108	✗127	✓128	✗135	236	274.71	301.08	20
8	PRÍVETIVÝ Robert	CZE	81.05	89	1986	35-39	✓100	✓105	✗109	✓130	✗140	✗145	235	285.58	309.28	19
9	MARC Arredondo	FRA	88.24	89	1986	35-39	✓92	✗96	✓97	✓124	✓127	✗131	224	261.4	283.1	18
10	MARCHAND Antoine	FRA	87.16	89	1985	35-39	✓101	✗105	✗105	✓115	✗120	✓121	222	260.52	285.53	25
11	GIGLIO Gaetano	ITA	87.42	89	1987	35-39	✗95	✗95	✓96	✗125	✓125	✗130	221	258.99	277.64	17
12	LOPEZ Alberto	ESP	87.34	89	1986	35-39	✓90	✓94	✗98	✓122	✓127	✗132	221	259.10	280.60	23
13	LÁDI Ladislav	SVK	87.44	89	1986	35-39	✓95	✗101	✗101	✓122	✗127	✗129	217	254.28	275.38	22
14	BARKAT Mohamed	FRA	85.54	89	1985	35-39	✓88	✓92	✗95	✓125	✗136	✗136	217	256.87	281.53	21
15	JAKÓBCZAK Piotr	POL	86.78	89	1984	35-39	✓88	✗93	✓94	✓110	✓115	✓120	214	251.63	279.06	20
16	NOTTELET Luc	FRA	88.66	89	1985	35-39	✗90	✓90	✗100	✓117	✗125	✗125	207	241.05	264.19	19
17	THEYER Patrik	CZE	84.22	89	1985	35-39	✓80	✗85	✗85	✓105	✗111	✗111	-185	220.61	241.79	0
18	GRZEGORZEWSKI Grzegorz	POL	87.34	89	1984	35-39	✓90	✗95	✗95	✓110	✓115	✗120	-205	240.34	266.54	0

Ref 1

Ref 2

Ref 3

Jury President

Session 51

Rank	Lifter	Nationality	Body Weight	Weight Class	Born	Age Group	Snatch 1	Snatch 2	Snatch 3	Clean & Jerk 1	Clean & Jerk 2	Clean & Jerk 3	Total	Sinclair	SMF	Team Points
1.	BADASERAYE Shella	ESP	58.4	59	1987	35-39	✓72	✓76	✗79	✓95	✓101	✗104	177	243.37	260.89	28
2.	MANDEL Merit	EST	57.62	59	1986	35-39	✓60	✓63	✗64	✓75	✓78	✗81	141	195.61	212.04	25
3.	MANNION Niamh	IRL	58	59	1986	35-39	✓58	✗60	✗61	✓68	✓70	✓72	130	179.56	194.64	23
4.	PARTANEN Laura	FIN	58.2	59	1984	35-39	✓53	✓56	✓59	✓64	✓68	✗72	127	175.02	194.27	22
5.	NOWAK Marta	POL	58.8	59	1987	35-39	✓55	✓57	✗60	✓65	✓70	✗72	127	173.84	186.36	21
6.	JÓNSDÓTTIR Tinna Marína	NOR	57.76	59	1985	35-39	✓48	✓53	✓56	✓63	✓68	✗75	124	171.75	188.41	20
7.	ROY Nicole	GER	59	59	1983	35-39	✓54	✗57	✗57	✓64	✓68	✗71	122	166.63	187.29	19
8.	GYÖRFI Ágnes	HUN	58.58	59	1986	35-39	✗50	✓52	✓54	✓58	✓60	✓62	116	159.18	172.55	18
9.	ZIOINI Sofia	FRA	58	59	1987	35-39	✓40	✗43	✗43	✓56	✓58	✗60	98	135.36	145.11	17

Ref 1

Ref 2

Ref 3

Jury President

Session 52

Rank	Lifter	Nationality	Body Weight	Weight Class	Born	Age Group	Snatch 1	Snatch 2	Snatch 3	Clean & Jerk 1	Clean & Jerk 2	Clean & Jerk 3	Total	Sinclair	SMF	Team Points
------	--------	-------------	-------------	--------------	------	-----------	----------	----------	----------	----------------	----------------	----------------	-------	----------	-----	-------------

1	LESNIEWSKA Anna	POL	63.92	64	1985	35-39	✓72	✓75	✗78	✓95	✗100	✓100	175	227.36	249.42	28
2	TURSIC Tina	SLO	63.84	64	1983	35-39	✓66	✓68	✓70	✓80	✗84	✗84	150	195.03	219.21	25
3	SURAKKA Jonna	FIN	63.58	64	1985	35-39	✓59	✓64	✓67	✓77	✗82	✓83	150	195.5	214.47	23
4	TRESCH Alyssa	SUI	62.56	64	1986	35-39	✓54	✓57	✗60	✓75	✓79	✗82	136	179	194.04	22
5	IMMONEN Jenni	FIN	63.42	64	1983	35-39	✓55	✓58	✗61	✓71	✗74	✗74	129	168.39	189.27	21
6	KARP Lisa	GER	62.84	64	1985	35-39	✓53	✓56	✗60	✓73	✗77	✗78	129	169.33	185.75	20
7	BOGNÁRNÉ Tóth Ildikó	HUN	63.18	64	1983	35-39	✓48	✓51	✓54	✓60	✓63	✓66	120	157	176.47	19
	MEAGHER Anne-marie	IRL	63.70	64	1986	35-39	✗58	✗58	✗58	! 0	! 0	! 0	0	0	0	0

Ref 1 _____ Ref 2 _____ Ref 3 _____ Jury President _____

ELEIKO
RAISE THE BAR

Session 53

Rank	Lifter	Nationality	Body Weight	Weight Class	Born	Age Group	Snatch 1	Snatch 2	Snatch 3	Clean & Jerk 1	Clean & Jerk 2	Clean & Jerk 3	Total	Sinclair	SMF	Team Points
1.	KRÓL Julita	POL	70.80	71	1986	35-39	✗80	✓80	✓83	✓99	✗102	✓102	185	226.93	245.99	28
2.	SVECOVA Julie	CZE	70.06	71	1984	35-39	✓74	✓77	✗80	✗91	✓91	✗94	168	207.23	230.03	25
3.	VUORI Liisa	FIN	68.88	71	1983	35-39	✓64	✓67	✓70	✓81	✗85	✓87	157	195.45	219.68	23
4.	SIMOLA Marika	FIN	70.92	71	1985	35-39	✗62	✓65	✗68	✗75	✓76	✓80	145	177.71	194.94	22
5.	THOM Jasmin	GER	67.56	71	1987	35-39	✓60	✓63	✗66	✓75	✗78	✓80	143	179.93	192.89	21
6.	KUR Dominika	POL	67.30	71	1986	35-39	✓60	✗63	✓65	✓70	✗75	✓76	141	177.8	192.74	20
7.	MIKOLAJCZYK Magdalena	POL	70.82	71	1987	35-39	✓55	✓57	✗60	✓65	✗70	✗70	122	149.63	160.4	19
8.	REE Merete	NOR	69.86	71	1983	35-39	✓45	✓50	✗54	✓65	✗70	✗75	115	142.07	159.69	18
9.	BENTINCK Amanda	GBR	68.80	71	1986	35-39	✓45	✓48	✓51	✓55	✓60	✗64	111	138.27	149.89	17

Ref 1 _____ Ref 2 _____ Ref 3 _____ Jury President _____

ELEIKO
RAISE THE BAR

Session 54

Rank	Lifter	Nationality	Body Weight	Weight Class	Born	Age Group	Snatch 1	Snatch 2	Snatch 3	Clean & Jerk 1	Clean & Jerk 2	Clean & Jerk 3	Total	Sinclair	SMF	Team Points
1	BIEGA Tadeusz	POL	92.46	96	1986	35-39	✓126	✓131	✗136	✓155	✓160	✗165	291	332.77	360.39	28
2	BURKHARDT Steve	GER	92.04	96	1985	35-39	✓130	✓135	✗140	✓135	✓143	✗150	278	318.52	349.09	25
3	ZVIRBLYS Mantas	LTU	90.44	96	1985	35-39	✓110	✓116	✓120	✓141	✗148	✗150	261	301.29	330.21	23
4	CRIADO Rodriguez Sergio	ESP	92.90	96	1987	35-39	✓115	✗120	✓122	✓138	✗143	✗144	260	296.74	318.1	22

5	MYTKO Pavlo	UKR	91.42	96	1987	35-39	✓105	✗110	✗112	✓130	✓140	✗145	245	281.51	301.78	21
6	STANGIERSKI Tomasz	POL	93.78	96	1986	35-39	✓100	✗107	✓109	✓130	✗138	✗145	239	271.71	294.26	20
7	ROTKO Maciej	POL	95.04	96	1984	35-39	✓105	✓110	✗113	✓128	✗133	✗137	238	269.11	298.45	19
8	VUILLEUMIER Joël	SUI	95.85	96	1986	35-39	✓98	✗102	✓102	✓115	✓120	✗126	222	250.18	270.94	18
	RAFAI Ramon	HUN	94.90	96	1987	35-39	✗90	✗93	✓93	✓115	✗123	✗128	-208	235.33	252.28	0
1	TREBILLCOCK Saun	GBR	101.46	102	1985	35-39	✓115	✓120	✓123	✓145	✓155	✗160	278	306.65	336.09	28
2	HILLMANN Benjamin	GER	100.90	102	1987	35-39	✓105	✗109	✓109	✓138	✓143	✓146	255	281.84	302.13	25
3	MACIOL Piotr	POL	101.30	102	1985	35-39	✗103	✓103	✓108	✓126	✓136	✓141	249	274.81	301.2	23
4	MIDTGAARD Jacob	DEN	101.52	102	1984	35-39	✓90	✓95	✗98	✓117	✗124	✓124	219	241.52	267.84	22
Ref 1		Ref 2						Ref 3		Jury President						

Session 55

Rank	Lifter	ty	Weight	Class	Born	Group	Snatch 1	Snatch 2	Snatch 3	& Jerk 1	& Jerk 2	& Jerk 3	Total	Sinclair	SMF	Points
1.	PLAKKE Susan	NED	75.32	76	1984	35-39	✓75	✓80	✓83	✓95	✗100	✓103	186	221.12	245.44	28
2.	SKYHÖJ Olsen Nina	DEN	73.18	76	1984	35-39	✓77	✓80	✓84	✓95	✓98	✓101	185	223.09	247.63	25
3.	MÜLLER Katrin Jasna	GER	74.24	76	1986	35-39	✓66	✓69	✓72	✓84	✓87	✗90	159	190.37	206.36	23
4.	AARNI Anni	FIN	75.58	76	1985	35-39	✓65	✗68	✓69	✗82	✓83	✓86	155	183.96	201.8	22
5.	BRAYFIELD Sara	GBR	74.02	76	1984	35-39	✓68	✗71	✗73	✓83	✗88	✗92	151	181.05	200.97	21
6.	SPINA Valeria	ITA	71.98	76	1986	35-39	✓62	✗66	✗67	✓80	✓85	✗90	147	178.77	193.79	20
7.	DE Vries Elsa	NED	73.88	76	1984	35-39	✓56	✓60	✗64	✗75	✓78	✗81	138	165.62	183.84	19
8.	ARENA Francesca	ITA	71.90	76	1986	35-39	✓53	✓56	✓59	✓74	✓77	✗80	136	165.49	179.39	18
	MARQUÉS Martínez Laura	ESP	72.10	76	1984	35-39	✓52	✗55	✗60	✗70	✗70	✗70	0	0	0	0
	HANKIMO Katariina	FIN	72.94	76	1983	35-39	✓48	✓50	✓53	✗63	✗63	✗63	0	0	0	0
1.	SZUROMI Timea	HUN	80.12	81	1983	35-39	✗85	✓85	✗88	✓103	✓106	✓110	195	225.27	253.2	28
2.	PROUET Caroline	FRA	79.42	81	1986	35-39	✓69	✓72	✓75	✓87	✓90	✓93	168	194.84	211.2	25
3.	SMOSARSKA Dorota	POL	76.06	81	1983	35-39	✗55	✓56	✗62	✓71	✓74	✓79	135	159.74	179.54	23
4.	NYQVIST Lisa	SWE	80.50	81	1985	35-39	✓56	✓59	✗62	✓67	✓70	✗73	129	148.71	163.14	22
1.	TÖYKKÄLÄ Satu	FIN	81.66	87	1983	35-39	✓61	✓66	✓71	✓79	✓84	✗88	155	177.58	199.6	25
2.	BAKER Holly	GBR	81.80	87	1987	35-39	✓55	✗58	✗60	✓75	✗78	✗78	130	148.83	159.54	23
1.	CHRISTENSEN Anette	DEN	94.92	87+	1984	35-39	✓62	✓65	✓68	✓82	✓85	✓88	156	168.81	187.38	25
2.	SAUTEBIN Lydia	SUI	93.96	87+	1987	35-39	✓55	✓59	✗62	✓78	✓83	✗86	142	154.18	165.28	23

Ref 1

Ref 2

ELEIKO
RAISE THE BAR

Ref 3

Jury President

Session 56

Rank	Lifter	Nationality	Body Weight	Weight Class	Born	Age Group	Snatch 1	Snatch 2	Snatch 3	Clean & Jerk 1	Clean & Jerk 2	Clean & Jerk 3	Total	Sinclair	SMF	Team Points
1	MARTIROSIAN Sargis	AUT	108.68	109	1986	35-39	✗150	✓150	! 0	✓155	! 0	! 0	305	328.76	356.05	25
2	SVIRSKY Maksim	ISR	107.50	109	1984	35-39	✓105	✓112	✓115	✓135	✓142	✓150	265	286.63	317.88	23
1	OLSHANETSKYI Igor	ISR	112.50	109+	1986	35-39	✓130	✓137	✓145	✓155	✓160	✓165	310	330.68	358.13	28
2	DUESKAU Karol	POL	110.70	109+	1984	35-39	✗136	✓136	✗141	✗160	✗160	✓160	296	317.26	351.84	25
3	BAGUTIU Mihai	GBR	131.50	109+	1983	35-39	✓130	✓135	✗146	✓152	✗158	✓158	293	301.08	337.82	23
4	HACZKO Michal	POL	125.08	109+	1984	35-39	✓116	✓130	✗135	✓145	✓157	✗164	287	297.96	330.44	22

Ref 1

Ref 2

ELEIKO
RAISE THE BAR

Ref 3

Jury President

—

x